

# Housing Sales--4th Quarter 2009

Source: Washoe County Assessor

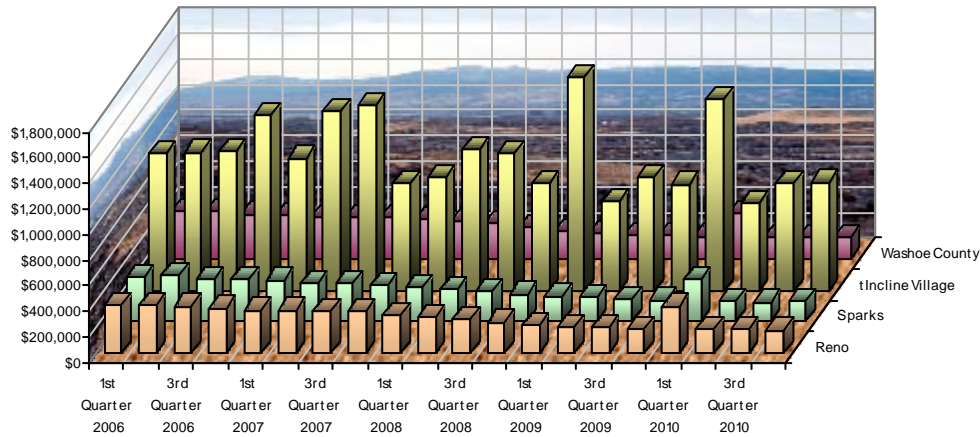
Age of Structure	4th Quarter 2009				3rd Quarter 2009				Percent Change			4th Quarter 2008				Percent Change		
	Number of Sales	Median Sales Price	Median Building SqFt	Median Price per SqFt	Number of Sales	Median Sales Price	Median Building SqFt	Median Price per SqFt	Number of Sales	Median Sales Price	Median Price per SqFt	Number of Sales	Median Sales Price	Median Building SqFt	Median Price per SqFt	Number of Sales	Median Sales Price	Median Price per SqFt
<i>City of Reno, Washoe County, Nevada</i>																		
<b>Single Family Residence Sales</b>																		
New	122	\$230,473	1,867	\$123	101	\$250,000	2,080	\$126	20.8%	-7.8%	-2.5%	66	\$287,475	2,177	\$144	84.8%	-19.8%	-14.8%
Existing	717	\$179,000	1,593	\$108	760	\$185,000	1,715	\$107	-5.7%	-3.2%	0.4%	468	\$229,000	1,752	\$131	53.2%	-21.8%	-17.9%
New & Existing	839	\$190,000	1,648	\$110	861	\$199,000	1,760	\$110	-2.6%	-4.5%	0.4%	534	\$239,995	1,826	\$134	57.1%	-20.8%	-17.5%
<b>Condo Sales</b>																		
New	12	\$178,025	1,760	\$103	30	\$166,694	1,345	\$116	-60.0%	6.8%	-11.1%	21	\$218,852	1,326	\$176	-42.9%	-18.7%	-41.6%
Existing	172	\$56,500	1,044	\$57	172	\$64,950	1,025	\$71	0.0%	-13.0%	-19.8%	92	\$96,000	1,036	\$107	87.0%	-41.1%	-47.1%
New & Existing	184	\$60,000	1,080	\$62	202	\$79,450	1,165	\$85	-8.9%	-24.5%	-27.0%	113	\$125,000	1,121	\$118	62.8%	-52.0%	-47.5%
<i>City of Sparks, Washoe County, Nevada</i>																		
<b>Single Family Residence Sales</b>																		
New	41	\$248,415	2,204	\$113	55	\$240,000	2,139	\$113	-25.5%	3.5%	0.4%	32	\$273,995	2,195	\$129	28.1%	-9.3%	-11.9%
Existing	368	\$162,500	1,670	\$97	368	\$161,800	1,686	\$96	0.0%	0.4%	0.8%	250	\$208,500	1,673	\$121	47.2%	-22.1%	-19.6%
New & Existing	409	\$170,000	1,784	\$99	423	\$174,572	1,761	\$98	-3.3%	-2.6%	0.7%	282	\$215,450	1,705	\$123	45.0%	-21.1%	-19.3%
<b>Condo Sales</b>																		
New	1	\$172,000	1,748	\$98	1	\$175,655	1,517	\$116	0.0%	-2.1%	-15.0%	3	\$135,000	1,198	\$113	-66.7%	27.4%	-12.7%
Existing	50	\$75,000	1,176	\$70	62	\$82,500	1,183	\$73	-19.4%	-9.1%	-4.6%	19	\$105,000	1,080	\$94	163.2%	-28.6%	-25.9%
New & Existing	51	\$75,000	1,154	\$69	63	\$82,000	1,167	\$72	-19.0%	-8.5%	-4.2%	22	\$118,000	1,214	\$97	131.8%	-36.4%	-29.0%
<i>Incline Village, Washoe County, Nevada</i>																		
<b>Single Family Residence Sales</b>																		
New	0	\$0	0	\$0	3	\$1,300,000	2,710	\$431	-100.0%	-100.0%	-100.0%	0	\$0	0	\$0	0.0%	0.0%	0.0%
Existing	28	\$834,500	2,746	\$306	40	\$750,000	2,535	\$332	-30.0%	11.3%	-8.0%	16	\$840,000	2,686	\$306	75.0%	-0.7%	0.0%
New & Existing	28	\$834,500	2,746	\$306	43	\$885,000	2,563	\$388	-34.9%	-5.7%	-21.2%	16	\$840,000	2,686	\$306	75.0%	-0.7%	0.0%
<b>Condo Sales</b>																		
New	0	\$0	0	\$0	1	\$993,064	2,714	\$366	-100.0%	-100.0%	-100.0%	0	\$0	0	\$0	0.0%	0.0%	0.0%
Existing	40	\$354,000	1,454	\$239	41	\$350,000	1,343	\$250	-2.4%	1.1%	-4.3%	21	\$420,000	1,540	\$301	90.5%	-15.7%	-20.6%
New & Existing	40	\$354,000	1,454	\$239	42	\$387,500	1,418	\$260	-4.8%	-8.6%	-7.9%	21	\$420,000	1,540	\$301	90.5%	-15.7%	-20.6%
<i>Washoe County, Nevada</i>																		
<b>Single Family Residence Sales</b>																		
New	186	\$237,475	2,108	\$120	182	\$249,970	2,129	\$125	2.2%	-5.0%	-3.7%	111	\$281,990	2,187	\$141	67.6%	-15.8%	-14.7%
Existing	1,458	\$175,000	1,687	\$104	1,562	\$182,000	1,744	\$105	-6.7%	-3.8%	-0.9%	957	\$220,000	1,744	\$126	52.4%	-20.5%	-17.5%
New & Existing	1,644	\$185,122	1,727	\$106	1,744	\$192,500	1,784	\$107	-5.7%	-3.8%	-1.3%	1,068	\$229,000	1,797	\$129	53.9%	-19.2%	-17.9%
<b>Condo Sales</b>																		
New	13	\$177,159	1,760	\$102	32	\$169,194	1,348	\$116	-59.4%	4.7%	-11.9%	24	\$212,182	1,232	\$142	-45.8%	-16.5%	-28.0%
Existing	262	\$74,250	1,128	\$75	275	\$83,500	1,158	\$85	-4.7%	-11.1%	-11.5%	132	\$125,000	1,182	\$118	98.5%	-40.6%	-36.4%
New & Existing	275	\$76,900	1,160	\$79	307	\$99,900	1,194	\$97	-10.4%	-23.0%	-18.4%	156	\$145,000	1,198	\$123	76.3%	-47.0%	-35.6%

# Housing Sales--4th Quarter 2009

Source: Washoe County Assessor

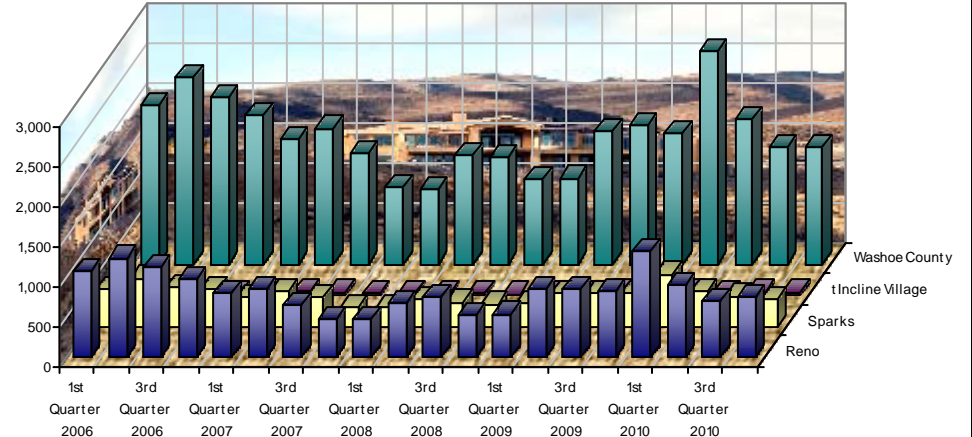
## Median Sales Price

*New & Existing Single Family*



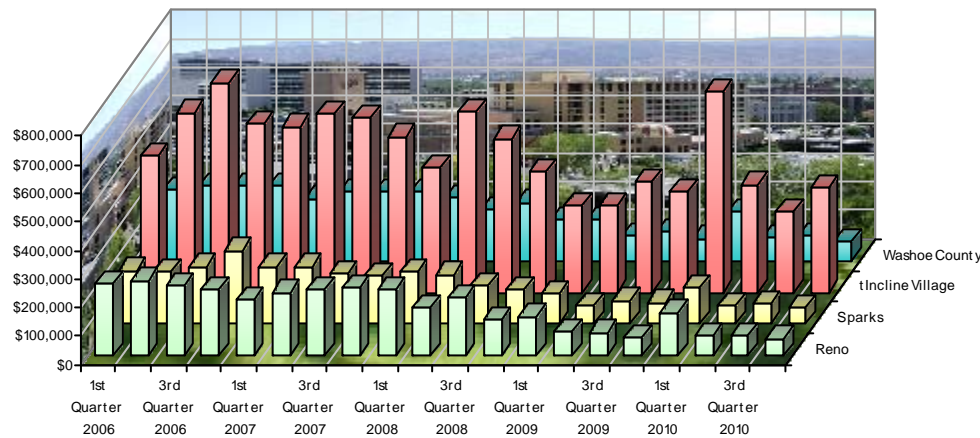
## Number of Sales

*New & Existing Single Family*



## Median Sales Price

*New & Existing Condos*



## Number of Sales

*New & Existing Condos*

