

Housing Sales--1st Quarter 2010

Source: Washoe County Assessor

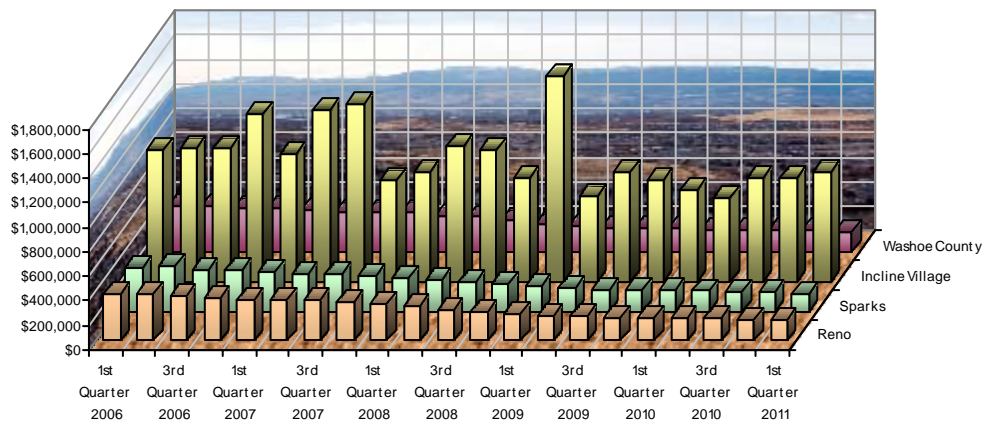
Age of Structure	1st Quarter 2010				4th Quarter 2009				Percent Change			1st Quarter 2009				Percent Change		
	Number of Sales	Median Sales Price	Median Building SqFt	Median Price per SqFt	Number of Sales	Median Sales Price	Median Building SqFt	Median Price per SqFt	Number of Sales	Median Sales Price	Median Price per SqFt	Number of Sales	Median Sales Price	Median Building SqFt	Median Price per SqFt	Number of Sales	Median Sales Price	Median Price per SqFt
<i>City of Reno, Washoe County, Nevada</i>																		
Single Family Residence Sales																		
New	64	\$237,950	1,900	\$135	122	\$230,473	1,867	\$123	-47.5%	3.2%	9.7%	90	\$267,362	2,031	\$136	-28.9%	-11.0%	-1.2%
Existing	601	\$175,000	1,720	\$102	717	\$179,000	1,593	\$108	-16.2%	-2.2%	-5.5%	453	\$200,000	1,717	\$114	32.7%	-12.5%	-10.8%
New & Existing	665	\$182,225	1,723	\$105	839	\$190,000	1,648	\$110	-20.7%	-4.1%	-4.4%	543	\$216,125	1,780	\$119	22.5%	-15.7%	-11.2%
Condo Sales																		
New	18	\$162,250	1,330	\$112	12	\$178,025	1,760	\$103	50.0%	-8.9%	9.1%	25	\$194,114	1,330	\$122	-28.0%	-16.4%	-8.4%
Existing	196	\$65,000	991	\$67	172	\$56,500	1,044	\$57	14.0%	15.0%	17.5%	83	\$116,451	1,080	\$94	136.1%	-44.2%	-28.9%
New & Existing	214	\$75,050	1,065	\$75	184	\$60,000	1,080	\$62	16.3%	25.1%	20.5%	108	\$135,000	1,207	\$111	98.1%	-44.4%	-32.8%
<i>City of Sparks, Washoe County, Nevada</i>																		
Single Family Residence Sales																		
New	37	\$237,966	2,204	\$110	41	\$248,415	2,204	\$113	-9.8%	-4.2%	-3.3%	35	\$245,000	2,083	\$119	5.7%	-2.9%	-7.7%
Existing	290	\$158,900	1,677	\$94	368	\$162,500	1,670	\$97	-21.2%	-2.2%	-2.6%	255	\$195,000	1,848	\$105	13.7%	-18.5%	-10.1%
New & Existing	327	\$167,950	1,736	\$97	409	\$170,000	1,784	\$99	-20.0%	-1.2%	-2.4%	290	\$200,000	1,885	\$107	12.8%	-16.0%	-9.8%
Condo Sales																		
New	0	\$0	0	\$0	1	\$172,000	1,748	\$98	-100.0%	-100.0%	-100.0%	7	\$185,000	1,476	\$119	-100.0%	-100.0%	-100.0%
Existing	34	\$62,500	1,080	\$57	50	\$75,000	1,176	\$70	-32.0%	-16.7%	-18.2%	28	\$92,500	1,060	\$86	21.4%	-32.4%	-33.6%
New & Existing	34	\$62,500	1,080	\$57	51	\$75,000	1,154	\$69	-33.3%	-16.7%	-17.0%	35	\$105,000	1,080	\$89	-2.9%	-40.5%	-36.1%
<i>Incline Village, Washoe County, Nevada</i>																		
Single Family Residence Sales																		
New	0	\$0	0	\$0	0	\$0	0	\$0	0.0%	0.0%	0.0%	1	\$3,675,000	7,145	\$514	-100.0%	-100.0%	-100.0%
Existing	24	\$747,500	2,952	\$315	28	\$834,500	2,746	\$306	-14.3%	-10.4%	3.0%	15	\$1,065,000	3,727	\$423	60.0%	-29.8%	-25.5%
New & Existing	24	\$747,500	2,952	\$315	28	\$834,500	2,746	\$306	-14.3%	-10.4%	3.0%	16	\$1,675,000	3,989	\$443	50.0%	-55.4%	-28.9%
Condo Sales																		
New	0	\$0	0	\$0	0	\$0	0	\$0	0.0%	0.0%	0.0%	0	\$0	0	\$0	0.0%	0.0%	0.0%
Existing	35	\$350,000	1,352	\$274	40	\$354,000	1,454	\$239	-12.5%	-1.1%	14.4%	23	\$303,000	1,203	\$206	52.2%	15.5%	32.6%
New & Existing	35	\$350,000	1,352	\$274	40	\$354,000	1,454	\$239	-12.5%	-1.1%	14.4%	23	\$303,000	1,203	\$206	52.2%	15.5%	32.6%
<i>Washoe County, Nevada</i>																		
Single Family Residence Sales																		
New	104	\$237,458	2,055	\$125	186	\$237,475	2,108	\$120	-44.1%	0.0%	3.4%	144	\$260,000	2,100	\$130	-27.8%	-8.7%	-4.6%
Existing	1,228	\$171,950	1,722	\$101	1,458	\$175,000	1,687	\$104	-15.8%	-1.7%	-3.0%	933	\$200,000	1,753	\$113	31.6%	-14.0%	-10.3%
New & Existing	1,332	\$180,000	1,737	\$103	1,644	\$185,122	1,727	\$106	-19.0%	-2.8%	-2.3%	1,077	\$210,000	1,817	\$115	23.7%	-14.3%	-9.7%
Condo Sales																		
New	18	\$162,250	1,330	\$112	13	\$177,159	1,760	\$102	38.5%	-8.4%	9.7%	32	\$190,656	1,476	\$121	-43.8%	-14.9%	-7.1%
Existing	265	\$75,100	1,080	\$76	262	\$74,250	1,128	\$75	1.1%	1.1%	0.9%	134	\$121,300	1,087	\$101	97.8%	-38.1%	-25.3%
New & Existing	283	\$86,000	1,120	\$81	275	\$76,900	1,160	\$79	2.9%	11.8%	2.7%	166	\$143,995	1,196	\$114	70.5%	-40.3%	-28.8%

Housing Sales--1st Quarter 2010

Source: Washoe County Assessor


Median Sales Price

New & Existing Single Family



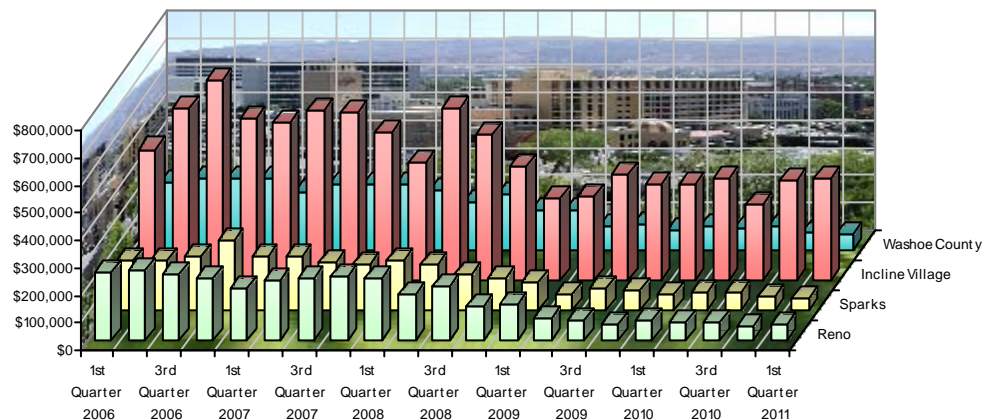
Number of Sales

New & Existing Single Family



Median Sales Price

New & Existing Condos



Number of Sales

New & Existing Condos

