

# Housing Sales--March 2010

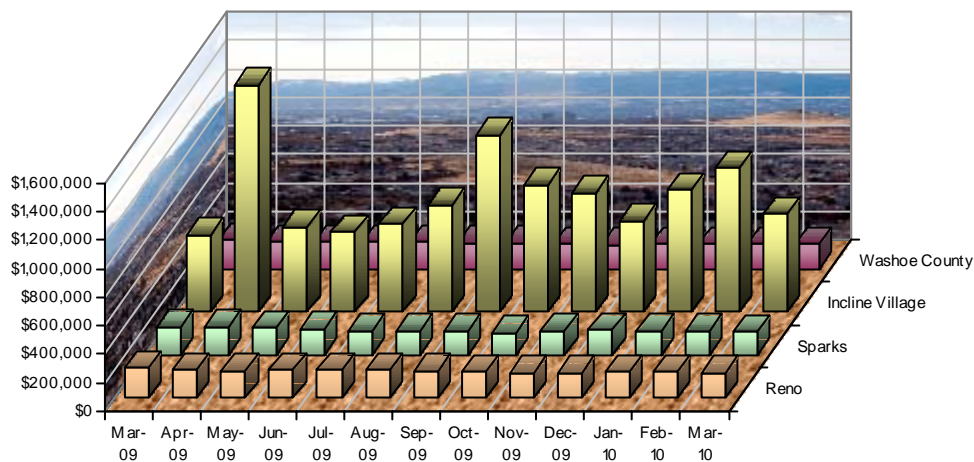
Source: Washoe County Assessor

Age of Structure	March 2010				February 2010				Percent Change			March 2009				Percent Change		
	Number of Sales	Median Sales Price	Median Building SqFt	Median Price per SqFt	Number of Sales	Median Sales Price	Median Building SqFt	Median Price per SqFt	Number of Sales	Median Sales Price	Median Price per SqFt	Number of Sales	Median Sales Price	Median Building SqFt	Median Price per SqFt	Number of Sales	Median Sales Price	Median Price per SqFt
<i>City of Reno, Washoe County, Nevada</i>																		
<b>Single Family Residence Sales</b>																		
New	31	\$236,890	1,972	\$130	14	\$215,931	1,831	\$131	121.4%	9.7%	-0.3%	21	\$325,001	2,191	\$130	47.6%	-27.1%	-0.2%
Existing	246	\$175,000	1,700	\$102	186	\$170,000	1,735	\$104	32.3%	2.9%	-2.4%	189	\$200,000	1,688	\$115	30.2%	-12.5%	-11.7%
New & Existing	277	\$180,000	1,706	\$105	200	\$181,000	1,739	\$108	38.5%	-0.6%	-2.4%	210	\$210,000	1,749	\$118	31.9%	-14.3%	-11.2%
<b>Condo Sales</b>																		
New	17	\$161,400	1,330	\$110	1	\$162,400	1,330	\$122	1600.0%	-0.6%	-10.1%	6	\$130,000	1,268	\$114	183.3%	24.2%	-4.1%
Existing	77	\$57,406	958	\$64	56	\$79,500	1,220	\$70	37.5%	-27.8%	-8.0%	38	\$120,000	1,038	\$100	102.6%	-52.2%	-35.3%
New & Existing	94	\$83,132	1,080	\$84	57	\$73,000	1,220	\$69	64.9%	13.9%	21.9%	44	\$125,000	1,097	\$108	113.6%	-33.5%	-21.8%
<i>City of Sparks, Washoe County, Nevada</i>																		
<b>Single Family Residence Sales</b>																		
New	17	\$190,125	1,853	\$103	13	\$238,847	2,324	\$108	30.8%	-20.4%	-4.0%	7	\$238,000	2,217	\$110	142.9%	-20.1%	-6.3%
Existing	112	\$153,000	1,666	\$95	90	\$155,000	1,689	\$93	24.4%	-1.3%	1.8%	102	\$192,500	1,871	\$102	9.8%	-20.5%	-7.2%
New & Existing	129	\$164,990	1,670	\$97	103	\$171,500	1,784	\$97	25.2%	-3.8%	0.3%	109	\$200,000	1,924	\$103	18.3%	-17.5%	-6.2%
<b>Condo Sales</b>																		
New	0	\$0	0	\$0	0	\$0	0	\$0	0.0%	0.0%	0.0%	14	\$104,436	1,225	\$85	-100.0%	-100.0%	-100.0%
Existing	13	\$49,895	936	\$53	8	\$72,633	1,198	\$63	62.5%	-31.3%	-16.2%	9	\$100,800	1,059	\$85	44.4%	-50.5%	-38.2%
New & Existing	13	\$49,895	936	\$53	8	\$72,633	1,198	\$63	62.5%	-31.3%	-16.2%	23	\$104,436	1,198	\$85	-43.5%	-52.2%	-38.1%
<i>Incline Village, Washoe County, Nevada</i>																		
<b>Single Family Residence Sales</b>																		
New	0	\$0	0	\$0	0	\$0	0	\$0	0.0%	0.0%	0.0%	1	\$3,675,000	7,145	\$514	-100.0%	-100.0%	-100.0%
Existing	10	\$692,500	2,687	\$294	6	\$1,017,500	3,409	\$287	66.7%	-31.9%	2.6%	4	\$642,500	1,746	\$443	150.0%	7.8%	-33.6%
New & Existing	10	\$692,500	2,687	\$294	6	\$1,017,500	3,409	\$287	66.7%	-31.9%	2.6%	5	\$540,000	1,560	\$408	100.0%	28.2%	-27.9%
<b>Condo Sales</b>																		
New	0	\$0	0	\$0	0	\$0	0	\$0	0.0%	0.0%	0.0%	0	\$0	0	\$0	0.0%	0.0%	0.0%
Existing	16	\$385,000	1,208	\$310	9	\$375,000	1,440	\$196	77.8%	2.7%	58.5%	12	\$309,000	1,431	\$206	33.3%	24.6%	50.4%
New & Existing	16	\$385,000	1,208	\$310	9	\$375,000	1,440	\$196	77.8%	2.7%	58.5%	12	\$309,000	1,431	\$206	33.3%	24.6%	50.4%
<i>Washoe County, Nevada</i>																		
<b>Single Family Residence Sales</b>																		
New	49	\$210,950	1,972	\$124	28	\$237,978	2,146	\$114	75.0%	-11.4%	9.3%	34	\$332,000	2,421	\$133	44.1%	-36.5%	-6.8%
Existing	497	\$175,000	1,722	\$102	372	\$170,000	1,741	\$101	33.6%	2.9%	0.6%	384	\$194,400	1,710	\$109	29.4%	-10.0%	-6.4%
New & Existing	546	\$180,000	1,732	\$104	400	\$178,500	1,777	\$104	36.5%	0.8%	-0.2%	418	\$204,000	1,788	\$111	30.6%	-11.8%	-6.6%
<b>Condo Sales</b>																		
New	17	\$161,400	1,330	\$110	1	\$162,400	1,330	\$122	1600.0%	-0.6%	-10.1%	20	\$104,436	1,225	\$85	-15.0%	54.5%	28.8%
Existing	106	\$73,550	1,035	\$80	73	\$90,000	1,220	\$75	45.2%	-18.3%	7.4%	60	\$132,450	1,084	\$113	76.7%	-44.5%	-29.3%
New & Existing	123	\$86,076	1,111	\$84	74	\$91,000	1,220	\$75	66.2%	-5.4%	12.2%	80	\$113,225	1,155	\$98	53.8%	-24.0%	-13.7%

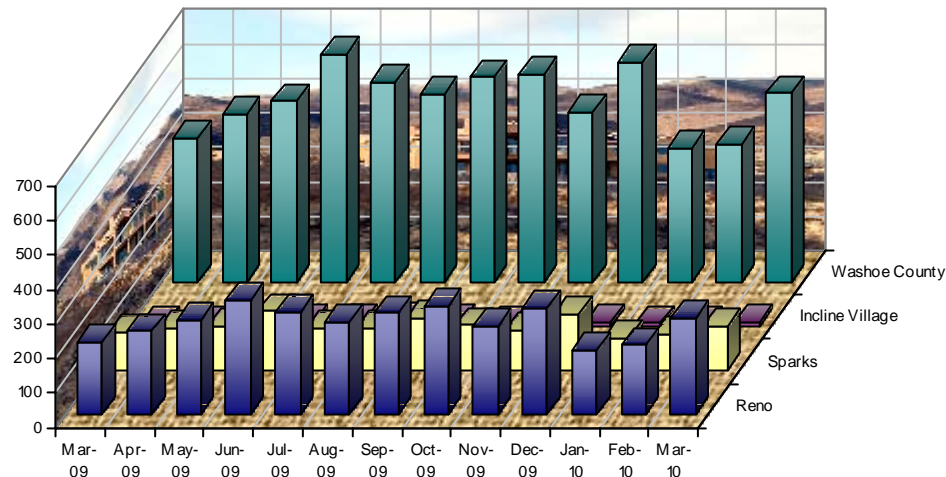
# Housing Sales--March 2010

Source: Washoe County Assessor

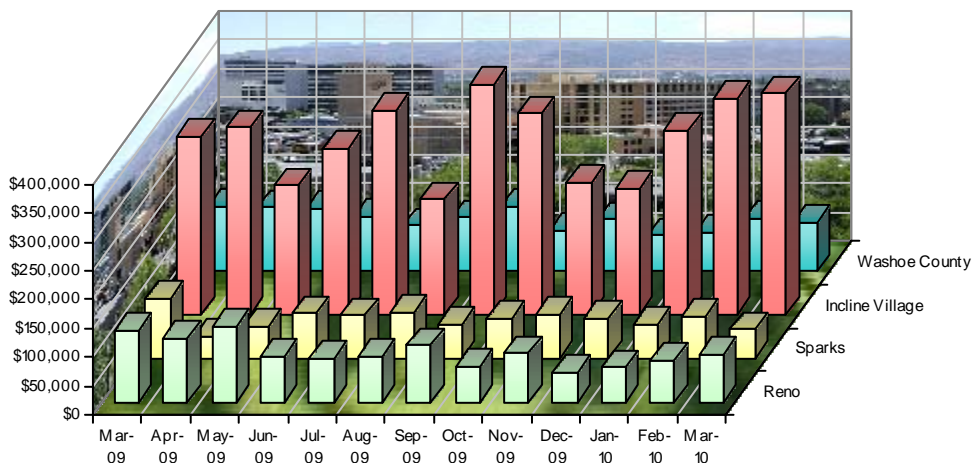
**Median Sales Price**  
*New & Existing Single Family*



**Number of Sales**  
*New & Existing Single Family*



**Median Sales Price**  
*New & Existing Condos*



**Number of Sales**  
*New & Existing Condos*

