

Housing Sales--4th Quarter 2007

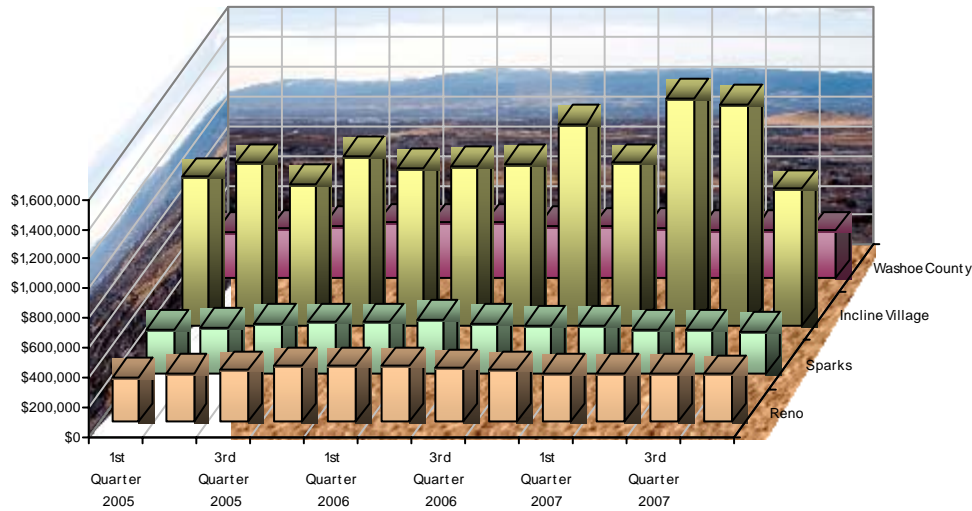
Source: Washoe County Assessor

Age of Structure	4th Quarter 2007				3rd Quarter 2007				Percent Change			4th Quarter 2006				Percent Change		
	Number of Sales	Median Sales Price	Median Building SqFt	Median Price per SqFt	Number of Sales	Median Sales Price	Median Building SqFt	Median Price per SqFt	Number of Sales	Median Sales Price	Median Price per SqFt	Number of Sales	Median Sales Price	Median Building SqFt	Median Price per SqFt	Number of Sales	Median Sales Price	Median Price per SqFt
<i>Reno, Washoe County, Nevada</i>																		
Single Family Residence Sales																		
New	134	\$351,121	2,114	\$166	207	\$360,000	2,130	\$171	-35.3%	-2.5%	-3.2%	428	\$386,978	2,333	\$180	-68.7%	-9.3%	-7.9%
Existing	341	\$310,000	1,607	\$173	455	\$308,500	1,613	\$194	-25.1%	0.5%	-10.8%	562	\$310,000	1,592	\$204	-39.3%	0.0%	-15.1%
New & Existing	475	\$324,950	1,734	\$171	662	\$329,900	1,800	\$188	-28.2%	-1.5%	-8.8%	990	\$349,000	1,835	\$192	-52.0%	-6.9%	-10.7%
Condo Sales																		
New	44	\$280,603	1,348	\$196	50	\$279,990	1,330	\$207	-12.0%	0.2%	-5.4%	53	\$274,700	1,104	\$238	-17.0%	2.1%	-17.7%
Existing	175	\$224,344	958	\$193	211	\$214,225	992	\$195	-17.1%	4.7%	-1.0%	116	\$178,500	1,036	\$180	50.9%	25.7%	6.7%
New & Existing	219	\$236,750	1,090	\$193	261	\$231,945	1,114	\$195	-16.1%	2.1%	-1.2%	169	\$229,200	1,095	\$207	29.6%	3.3%	-6.7%
<i>Sparks, Washoe County, Nevada</i>																		
Single Family Residence Sales																		
New	51	\$321,450	2,123	\$161	155	\$333,645	2,095	\$159	-67.1%	-3.7%	1.1%	193	\$360,663	2,340	\$165	-73.6%	-10.9%	-2.6%
Existing	193	\$273,450	1,252	\$153	218	\$285,000	1,648	\$173	-11.5%	-4.1%	-12.0%	281	\$295,000	1,540	\$191	-31.3%	-7.3%	-20.0%
New & Existing	244	\$292,000	1,471	\$154	373	\$304,000	1,838	\$168	-34.6%	-3.9%	-8.3%	474	\$328,492	1,914	\$180	-48.5%	-11.1%	-14.4%
Condo Sales																		
New	4	\$299,995	1,619	\$185	7	\$296,498	1,619	\$199	-42.9%	1.2%	-6.7%	17	\$290,193	1,480	\$203	-76.5%	3.4%	-8.7%
Existing	19	\$169,750	1,079	\$155	32	\$172,000	1,048	\$160	-40.6%	-1.3%	-3.2%	29	\$185,500	1,111	\$179	-34.5%	-8.5%	-13.3%
New & Existing	23	\$172,500	1,111	\$161	39	\$181,000	1,149	\$167	-41.0%	-4.7%	-3.2%	46	\$255,000	1,261	\$182	-50.0%	-32.4%	-11.5%
<i>Incline Village, Washoe County, Nevada</i>																		
Single Family Residence Sales																		
New	2	\$3,500,000	5,417	\$646	2	\$4,300,000	4,744	\$1,038	0.0%	-18.6%	-37.7%	0	\$0	0	\$0	0.0%	0.0%	0.0%
Existing	25	\$842,500	1,953	\$397	38	\$1,450,000	3,196	\$499	-34.2%	-41.9%	-20.3%	31	\$1,368,334	2,899	\$499	-19.4%	-38.4%	-20.4%
New & Existing	27	\$925,000	2,075	\$405	40	\$1,500,000	3,218	\$517	-32.5%	-38.3%	-21.8%	31	\$1,368,334	2,899	\$499	-12.9%	-32.4%	-18.9%
Condo Sales																		
New	1	\$357,000	1,488	\$240	6	\$1,405,325	2,790	\$504	-83.3%	-74.6%	-52.4%	1	\$1,309,265	2,790	\$469	0.0%	-72.7%	-48.9%
Existing	30	\$570,000	1,440	\$382	49	\$599,500	1,575	\$408	-38.8%	-4.9%	-6.4%	47	\$582,500	1,444	\$423	-36.2%	-2.1%	-9.8%
New & Existing	31	\$569,500	1,446	\$379	55	\$707,500	1,678	\$447	-43.6%	-19.5%	-15.2%	48	\$590,000	1,462	\$433	-35.4%	-3.5%	-12.6%
<i>Washoe County, Nevada</i>																		
Single Family Residence Sales																		
New	232	\$340,383	2,228	\$161	439	\$351,840	2,191	\$167	-47.2%	-3.3%	-3.3%	727	\$386,170	2,361	\$175	-68.1%	-11.9%	-7.9%
Existing	733	\$310,000	1,587	\$173	942	\$312,000	1,668	\$193	-22.2%	-0.6%	-10.3%	1,137	\$315,000	1,655	\$203	-35.5%	-1.6%	-15.0%
New & Existing	965	\$319,999	1,719	\$169	1,381	\$328,960	1,845	\$183	-30.1%	-2.7%	-7.5%	1,864	\$350,000	1,932	\$191	-48.2%	-8.6%	-11.4%
Condo Sales																		
New	49	\$286,595	1,435	\$194	63	\$286,683	1,455	\$208	-22.2%	0.0%	-6.7%	71	\$277,225	1,316	\$223	-31.0%	3.4%	-12.8%
Existing	225	\$231,200	1,054	\$195	293	\$229,500	1,111	\$197	-23.2%	0.7%	-0.9%	192	\$235,000	1,154	\$193	17.2%	-1.6%	1.1%
New & Existing	274	\$240,000	1,127	\$195	356	\$241,376	1,166	\$200	-23.0%	-0.6%	-2.5%	263	\$262,650	1,162	\$214	4.2%	-8.6%	-9.0%

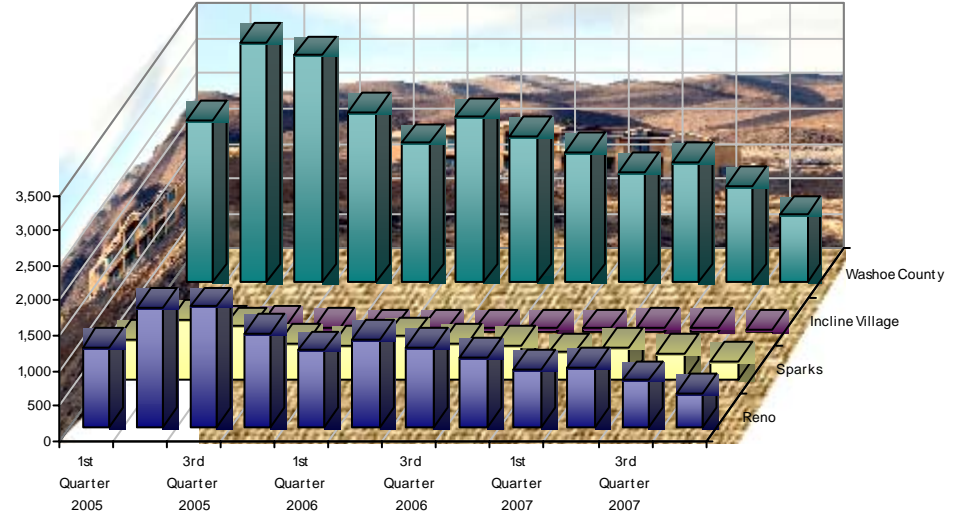
Housing Sales--4th Quarter 2007

Source: Washoe County Assessor

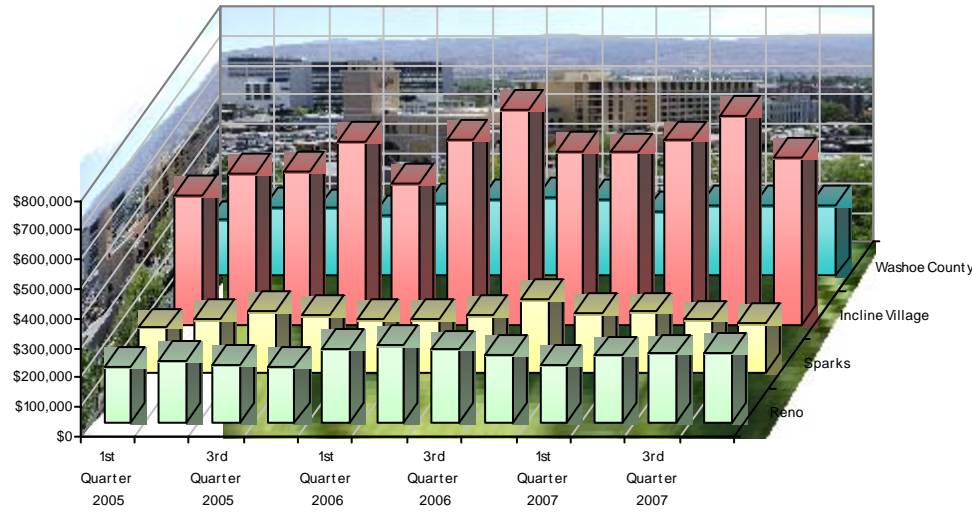
Median Sales Price
New & Existing Single Family



Number of Sales
New & Existing Single Family



Median Sales Price
New & Existing Condos



Number of Sales
New & Existing Condos

