

Housing Sales--3rd Quarter 2007

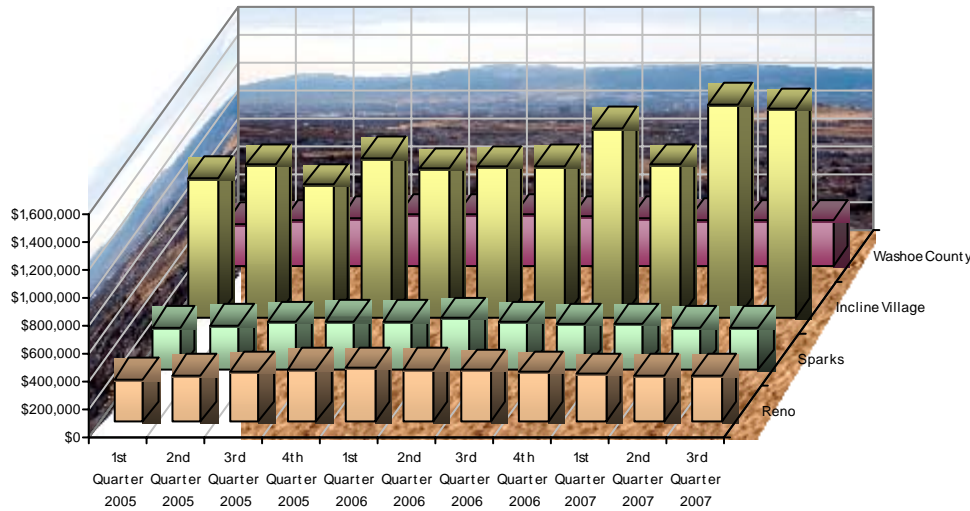
Source: Washoe County Assessor

Age of Structure	3rd Quarter 2007				2nd Quarter 2007				Percent Change			3rd Quarter 2006				Percent Change		
	Number of Sales	Median Sales Price	Median Building SqFt	Median Price per SqFt	Number of Sales	Median Sales Price	Median Building SqFt	Median Price per SqFt	Number of Sales	Median Sales Price	Median Price per SqFt	Number of Sales	Median Sales Price	Median Building SqFt	Median Price per SqFt	Number of Sales	Median Sales Price	Median Price per SqFt
<i>Reno, Washoe County, Nevada</i>																		
Single Family Residence Sales																		
New	207	\$360,000	2,130	\$171	301	\$359,863	2,111	\$173	-31.2%	0.0%	-0.9%	469	\$400,732	2,130	\$191	-55.9%	-10.2%	-10.5%
Existing	455	\$308,500	1,613	\$194	551	\$305,025	1,560	\$203	-17.4%	1.1%	-4.5%	658	\$328,000	1,629	\$213	-30.9%	-5.9%	-8.7%
New & Existing	662	\$329,900	1,800	\$188	852	\$333,928	1,760	\$193	-22.3%	-1.2%	-2.5%	1,127	\$364,981	1,842	\$203	-41.3%	-9.6%	-7.3%
Condo Sales																		
New	50	\$279,990	1,330	\$207	53	\$260,500	1,310	\$214	-5.7%	7.5%	-3.2%	88	\$315,622	1,477	\$208	-43.2%	-11.3%	-0.4%
Existing	211	\$214,225	992	\$195	167	\$192,600	963	\$194	26.3%	11.2%	0.3%	150	\$175,000	1,036	\$176	40.7%	22.4%	10.3%
New & Existing	261	\$231,945	1,114	\$195	220	\$224,900	1,104	\$202	18.6%	3.1%	-3.3%	238	\$245,000	1,220	\$193	9.7%	-5.3%	0.9%
<i>Sparks, Washoe County, Nevada</i>																		
Single Family Residence Sales																		
New	155	\$333,645	2,095	\$159	208	\$328,782	2,085	\$153	-25.5%	1.5%	3.6%	201	\$391,123	2,240	\$175	-22.9%	-14.7%	-9.3%
Existing	218	\$285,000	1,648	\$173	233	\$285,000	1,508	\$189	-6.4%	0.0%	-8.3%	299	\$307,950	1,616	\$196	-27.1%	-7.5%	-11.7%
New & Existing	373	\$304,000	1,838	\$168	441	\$302,720	1,830	\$173	-15.4%	0.4%	-3.0%	500	\$340,000	1,884	\$189	-25.4%	-10.6%	-11.1%
Condo Sales																		
New	7	\$296,498	1,619	\$199	8	\$298,995	1,517	\$196	-12.5%	-0.8%	1.1%	10	\$323,495	1,619	\$190	-30.0%	-8.3%	4.5%
Existing	32	\$172,000	1,048	\$160	33	\$186,000	1,149	\$171	-3.0%	-7.5%	-6.3%	47	\$189,450	1,054	\$190	-31.9%	-9.2%	-15.7%
New & Existing	39	\$181,000	1,149	\$167	41	\$208,450	1,228	\$180	-4.9%	-13.2%	-7.4%	57	\$199,700	1,085	\$189	-31.6%	-9.4%	-11.9%
<i>Incline Village, Washoe County, Nevada</i>																		
Single Family Residence Sales																		
New	2	\$4,300,000	4,744	\$1,038	0	\$0	0	\$0	0.0%	0.0%	0.0%	0	\$0	0	\$0	0.0%	0.0%	0.0%
Existing	38	\$1,450,000	3,196	\$499	43	\$1,537,500	2,966	\$470	-11.6%	-5.7%	6.0%	33	\$1,094,000	2,496	\$448	15.2%	32.5%	11.3%
New & Existing	40	\$1,500,000	3,218	\$517	43	\$1,537,500	2,966	\$470	-7.0%	-2.4%	10.0%	33	\$1,094,000	2,496	\$448	21.2%	37.1%	15.5%
Condo Sales																		
New	6	\$1,405,325	2,790	\$504	2	\$1,394,121	2,863	\$514	200.0%	0.8%	-1.9%	4	\$1,388,773	2,770	\$503	50.0%	1.2%	0.2%
Existing	49	\$599,500	1,575	\$408	33	\$623,500	1,502	\$431	48.5%	-3.8%	-5.2%	48	\$695,500	1,545	\$403	2.1%	-13.8%	1.2%
New & Existing	55	\$707,500	1,678	\$447	35	\$625,000	1,536	\$447	57.1%	13.2%	0.0%	52	\$732,500	1,588	\$415	5.8%	-3.4%	7.6%
<i>Washoe County, Nevada</i>																		
Single Family Residence Sales																		
New	439	\$351,840	2,191	\$167	621	\$349,975	2,133	\$165	-29.3%	0.5%	1.0%	789	\$399,000	2,206	\$183	-44.4%	-11.8%	-8.8%
Existing	942	\$312,000	1,668	\$193	1,085	\$312,000	1,630	\$203	-13.2%	0.0%	-4.9%	1,295	\$325,000	1,636	\$211	-27.3%	-4.0%	-8.7%
New & Existing	1,381	\$328,960	1,845	\$183	1,706	\$330,000	1,832	\$189	-19.1%	-0.3%	-3.2%	2,084	\$357,147	1,865	\$200	-33.7%	-7.9%	-8.4%
Condo Sales																		
New	63	\$286,683	1,455	\$208	64	\$280,725	1,330	\$213	-1.6%	2.1%	-2.4%	102	\$319,900	1,477	\$208	-38.2%	-10.4%	0.2%
Existing	293	\$229,500	1,111	\$197	234	\$205,000	1,127	\$202	25.2%	12.0%	-2.4%	246	\$208,000	1,128	\$195	19.1%	10.3%	0.7%
New & Existing	356	\$241,376	1,166	\$200	298	\$239,900	1,175	\$205	19.5%	0.6%	-2.3%	348	\$265,000	1,220	\$201	2.3%	-8.9%	-0.4%

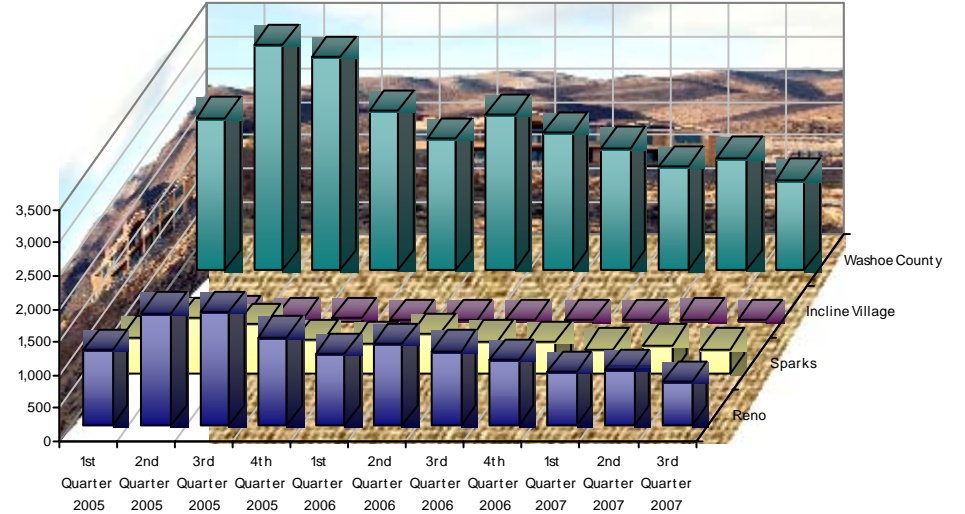
Housing Sales--3rd Quarter 2007

Source: Washoe County Assessor

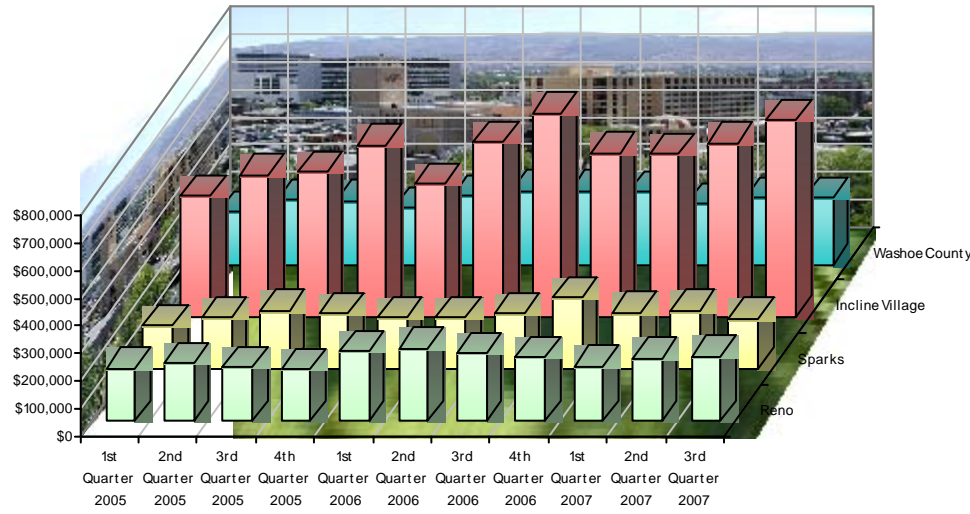
Median Sales Price
New & Existing Single Family



Number of Sales
New & Existing Single Family



Median Sales Price
New & Existing Condos



Number of Sales
New & Existing Condos

