

Housing Sales--2nd Quarter 2008

Source: Washoe County Assessor

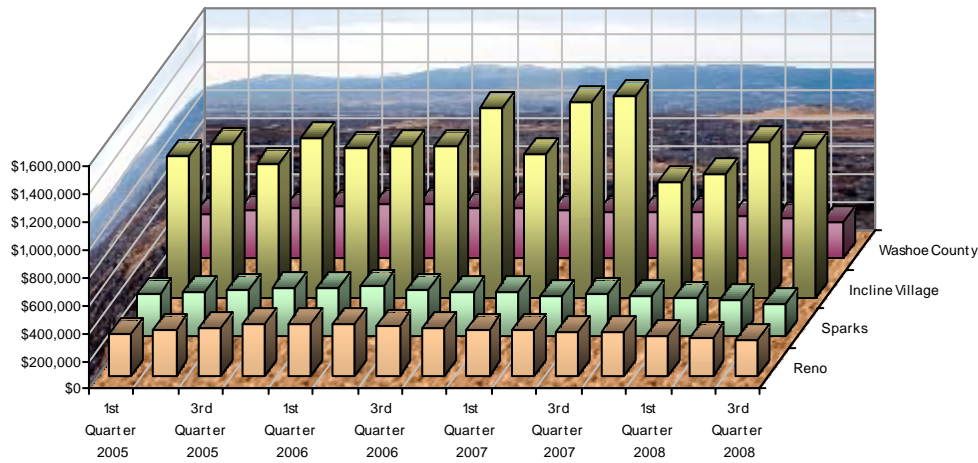
Age of Structure	2nd Quarter 2008				1st Quarter 2008				Percent Change			2nd Quarter 2007				Percent Change		
	Number of Sales	Median Sales Price	Median Building SqFt	Median Price per SqFt	Number of Sales	Median Sales Price	Median Building SqFt	Median Price per SqFt	Number of Sales	Median Sales Price	Median Price per SqFt	Number of Sales	Median Sales Price	Median Building SqFt	Median Price per SqFt	Number of Sales	Median Sales Price	Median Price per SqFt
<i>City of Reno, Washoe County, Nevada</i>																		
Single Family Residence Sales																		
New	214	\$309,990	2,197	\$141	87	\$326,500	2,381	\$152	146.0%	-5.1%	-7.3%	291	\$356,506	2,108	\$172	-26.5%	-13.0%	-18.5%
Existing	478	\$269,000	1,709	\$156	220	\$287,250	1,634	\$173	117.3%	-6.4%	-9.7%	561	\$308,725	1,570	\$203	-14.8%	-12.9%	-23.0%
New & Existing	692	\$285,000	1,861	\$149	307	\$300,000	1,777	\$170	125.4%	-5.0%	-12.2%	852	\$333,776	1,757	\$192	-18.8%	-14.6%	-22.4%
Condo Sales																		
New	163	\$187,490	887	\$165	122	\$249,500	887	\$210	33.6%	-24.9%	-21.5%	103	\$244,000	1,112	\$215	58.3%	-23.2%	-23.3%
Existing	81	\$146,000	1,033	\$138	40	\$162,500	1,148	\$148	102.5%	-10.2%	-7.1%	117	\$175,000	1,040	\$173	-30.8%	-16.6%	-20.3%
New & Existing	244	\$168,295	930	\$158	162	\$233,700	930	\$195	50.6%	-28.0%	-19.2%	220	\$219,950	1,104	\$201	10.9%	-23.5%	-21.7%
<i>City of Sparks, Washoe County, Nevada</i>																		
Single Family Residence Sales																		
New	99	\$309,950	2,146	\$144	42	\$299,950	2,327	\$130	135.7%	3.3%	10.5%	210	\$325,271	2,081	\$153	-52.9%	-4.7%	-6.0%
Existing	242	\$244,750	1,737	\$139	80	\$252,500	1,737	\$151	202.5%	-3.1%	-8.2%	231	\$285,000	1,513	\$188	4.8%	-14.1%	-25.9%
New & Existing	341	\$259,702	1,880	\$140	122	\$275,978	1,888	\$149	179.5%	-5.9%	-5.7%	441	\$302,016	1,829	\$173	-22.7%	-14.0%	-19.0%
Condo Sales																		
New	17	\$187,208	1,476	\$127	6	\$232,000	1,619	\$121	183.3%	-19.3%	4.7%	13	\$272,995	1,316	\$186	30.8%	-31.4%	-32.0%
Existing	18	\$137,500	1,117	\$119	12	\$159,200	1,116	\$145	50.0%	-13.6%	-17.8%	28	\$174,500	1,059	\$167	-35.7%	-21.2%	-28.4%
New & Existing	35	\$172,045	1,380	\$126	18	\$181,417	1,130	\$144	94.4%	-5.2%	-12.2%	41	\$200,000	1,187	\$174	-14.6%	-14.0%	-27.4%
<i>Incline Village, Washoe County, Nevada</i>																		
Single Family Residence Sales																		
New	2	\$1,950,000	3,686	\$529	0	\$0	0	\$0	0.0%	0.0%	0.0%	0	\$0	0	\$0	0.0%	0.0%	0.0%
Existing	29	\$985,000	2,848	\$400	15	\$898,688	2,064	\$461	93.3%	9.6%	-13.1%	43	\$1,400,000	2,795	\$470	-32.6%	-29.6%	-14.9%
New & Existing	31	\$1,110,720	2,930	\$405	15	\$898,688	2,064	\$461	106.7%	23.6%	-12.1%	43	\$1,400,000	2,795	\$470	-27.9%	-20.7%	-13.9%
Condo Sales																		
New	1	\$1,465,000	2,770	\$529	0	\$0	0	\$0	0.0%	0.0%	0.0%	2	\$1,334,561	2,789	\$480	-50.0%	9.8%	10.3%
Existing	19	\$555,000	1,360	\$431	20	\$456,000	1,364	\$352	-5.0%	21.7%	22.7%	33	\$615,000	1,444	\$407	-42.4%	-9.8%	6.0%
New & Existing	20	\$631,250	1,538	\$492	20	\$456,000	1,364	\$352	0.0%	38.4%	39.9%	35	\$622,000	1,468	\$413	-42.9%	1.5%	19.0%
<i>Washoe County, Nevada</i>																		
Single Family Residence Sales																		
New	370	\$313,894	2,232	\$143	161	\$325,000	2,440	\$149	129.8%	-3.4%	-4.4%	613	\$346,000	2,112	\$166	-39.6%	-9.3%	-14.1%
Existing	998	\$267,860	1,775	\$155	437	\$289,000	1,751	\$172	128.4%	-7.3%	-9.7%	1,093	\$315,000	1,641	\$202	-8.7%	-15.0%	-23.4%
New & Existing	1,368	\$282,743	1,933	\$150	598	\$300,000	1,882	\$168	128.8%	-5.8%	-10.4%	1,706	\$330,000	1,832	\$189	-19.8%	-14.3%	-20.5%
Condo Sales																		
New	181	\$187,490	930	\$158	128	\$249,500	930	\$210	41.4%	-24.9%	-25.0%	119	\$246,197	1,160	\$213	52.1%	-23.8%	-26.2%
Existing	120	\$155,500	1,141	\$149	72	\$202,000	1,181	\$181	66.7%	-23.0%	-17.7%	179	\$200,000	1,165	\$189	-33.0%	-22.3%	-21.2%
New & Existing	301	\$177,010	1,040	\$153	200	\$239,745	1,019	\$197	50.5%	-26.2%	-22.2%	298	\$239,800	1,172	\$205	1.0%	-26.2%	-25.2%

Housing Sales--2nd Quarter 2008

Source: Washoe County Assessor

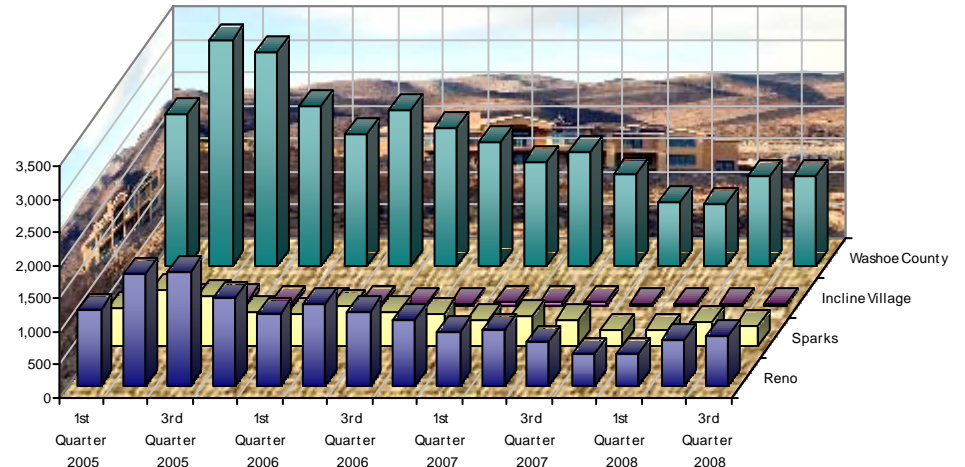
Median Sales Price

New & Existing Single Family



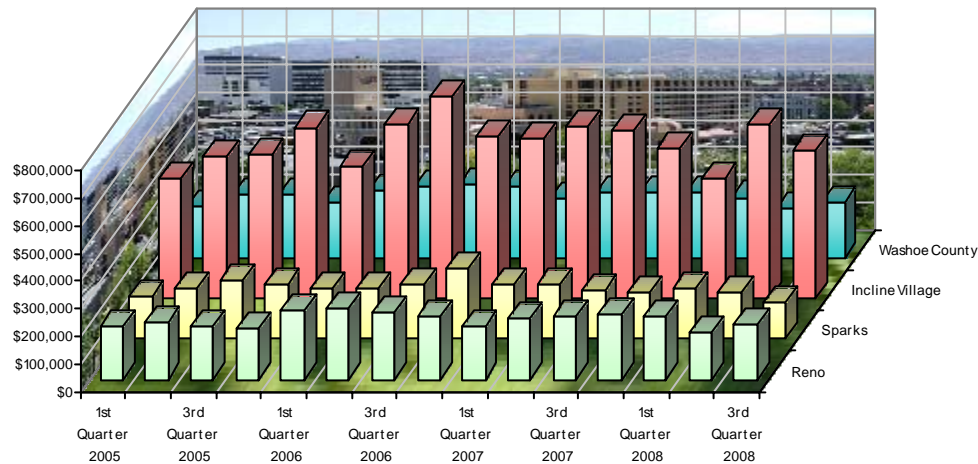
Number of Sales

New & Existing Single Family



Median Sales Price

New & Existing Condos



Number of Sales

New & Existing Condos

