

# Housing Sales--1st Quarter 2008

Source: Washoe County Assessor

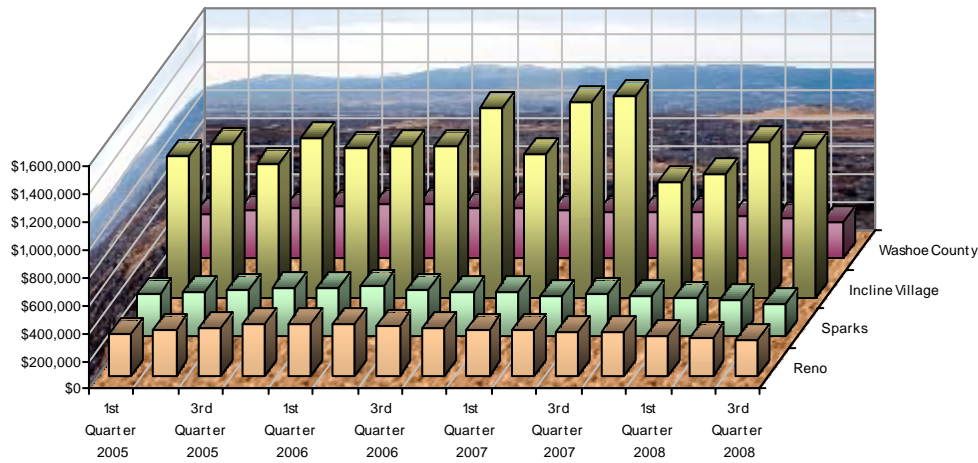
Age of Structure	1st Quarter 2008				4th Quarter 2007				Percent Change			1st Quarter 2007				Percent Change		
	Number of Sales	Median Sales Price	Median Building SqFt	Median Price per SqFt	Number of Sales	Median Sales Price	Median Building SqFt	Median Price per SqFt	Number of Sales	Median Sales Price	Median Price per SqFt	Number of Sales	Median Sales Price	Median Building SqFt	Median Price per SqFt	Number of Sales	Median Sales Price	Median Price per SqFt
<i>City of Reno, Washoe County, Nevada</i>																		
<b>Single Family Residence Sales</b>																		
New	144	\$325,682	2,333	\$144	191	\$348,241	1,834	\$169	-24.6%	-6.5%	-14.7%	315	\$365,810	2,163	\$172	-54.3%	-11.0%	-16.3%
Existing	329	\$273,000	1,698	\$165	284	\$299,700	1,698	\$181	15.8%	-8.9%	-8.6%	500	\$311,677	1,593	\$200	-34.2%	-12.4%	-17.3%
New & Existing	473	\$296,109	1,864	\$155	475	\$324,704	1,723	\$176	-0.4%	-8.8%	-12.1%	815	\$335,000	1,800	\$189	-42.0%	-11.6%	-17.9%
<b>Condo Sales</b>																		
New	131	\$249,500	958	\$210	140	\$239,900	968	\$208	-6.4%	4.0%	0.9%	60	\$236,900	1,104	\$221	118.3%	5.3%	-5.0%
Existing	59	\$154,000	1,022	\$148	79	\$195,000	1,195	\$168	-25.3%	-21.0%	-11.5%	89	\$164,000	1,033	\$172	-33.7%	-6.1%	-13.9%
New & Existing	190	\$228,852	988	\$186	219	\$235,000	1,076	\$195	-13.2%	-2.6%	-4.8%	149	\$194,900	1,072	\$197	27.5%	17.4%	-5.6%
<i>City of Sparks, Washoe County, Nevada</i>																		
<b>Single Family Residence Sales</b>																		
New	97	\$303,362	2,305	\$127	111	\$318,053	0	\$160	-12.6%	-4.6%	-20.5%	182	\$348,017	2,330	\$152	-46.7%	-12.8%	-16.8%
Existing	144	\$250,000	1,706	\$147	133	\$264,500	1,508	\$169	8.3%	-5.5%	-12.9%	193	\$280,000	1,598	\$183	-25.4%	-10.7%	-19.5%
New & Existing	241	\$275,000	1,898	\$139	244	\$289,950	1,471	\$167	-1.2%	-5.2%	-16.4%	375	\$326,102	1,968	\$172	-35.7%	-15.7%	-18.9%
<b>Condo Sales</b>																		
New	17	\$182,786	1,476	\$121	5	\$284,995	1,316	\$176	240.0%	-35.9%	-31.3%	13	\$269,995	1,480	\$182	30.8%	-32.3%	-33.7%
Existing	15	\$161,500	1,130	\$136	18	\$169,750	1,064	\$155	-16.7%	-4.9%	-12.1%	29	\$174,000	1,092	\$164	-48.3%	-7.2%	-17.0%
New & Existing	32	\$183,893	1,476	\$126	23	\$170,000	1,090	\$155	39.1%	8.2%	-18.7%	42	\$201,000	1,143	\$181	-23.8%	-8.5%	-30.1%
<i>Incline Village, Washoe County, Nevada</i>																		
<b>Single Family Residence Sales</b>																		
New	2	\$1,391,914	2,790	\$499	2	\$2,687,500	4,551	\$578	0.0%	-48.2%	-13.6%	1	\$1,423,347	2,770	\$514	100.0%	-2.2%	-2.9%
Existing	17	\$850,000	1,925	\$416	25	\$812,500	1,736	\$392	-32.0%	4.6%	6.2%	37	\$960,000	2,571	\$446	-54.1%	-11.5%	-6.8%
New & Existing	19	\$890,000	1,965	\$461	27	\$835,000	1,833	\$397	-29.6%	6.6%	16.1%	38	\$1,037,500	2,607	\$452	-50.0%	-14.2%	1.9%
<b>Condo Sales</b>																		
New	0	\$0	0	\$0	1	\$357,000	1,488	\$240	-100.0%	-100.0%	-100.0%	2	\$1,007,896	2,305	\$423	-100.0%	-100.0%	-100.0%
Existing	21	\$435,000	1,360	\$348	30	\$569,500	1,440	\$379	-30.0%	-23.6%	-8.2%	28	\$575,000	1,645	\$385	-25.0%	-24.3%	-9.7%
New & Existing	21	\$435,000	1,360	\$348	31	\$545,000	1,440	\$360	-32.3%	-20.2%	-3.4%	30	\$580,000	1,693	\$385	-30.0%	-25.0%	-9.7%
<i>Washoe County, Nevada</i>																		
<b>Single Family Residence Sales</b>																		
New	286	\$317,513	2,358	\$141	369	\$330,000	1,851	\$163	-22.5%	-3.8%	-13.2%	620	\$360,816	2,313	\$167	-53.9%	-12.0%	-15.5%
Existing	658	\$275,000	1,760	\$162	596	\$300,000	1,697	\$184	10.4%	-8.3%	-12.3%	950	\$315,000	1,653	\$200	-30.7%	-12.7%	-19.2%
New & Existing	944	\$296,055	1,917	\$154	965	\$319,999	1,716	\$177	-2.2%	-7.5%	-13.4%	1,570	\$337,305	1,916	\$187	-39.9%	-12.2%	-17.8%
<b>Condo Sales</b>																		
New	148	\$239,990	1,090	\$195	147	\$240,000	988	\$208	0.7%	0.0%	-6.3%	75	\$241,600	1,127	\$214	97.3%	-0.7%	-9.1%
Existing	95	\$181,450	1,160	\$158	127	\$233,000	1,194	\$180	-25.2%	-22.1%	-11.8%	146	\$190,250	1,111	\$184	-34.9%	-4.6%	-13.8%
New & Existing	243	\$220,000	1,127	\$185	274	\$239,950	1,124	\$196	-11.3%	-8.3%	-5.3%	221	\$216,780	1,114	\$200	10.0%	1.5%	-7.3%

# Housing Sales--1st Quarter 2008

Source: Washoe County Assessor

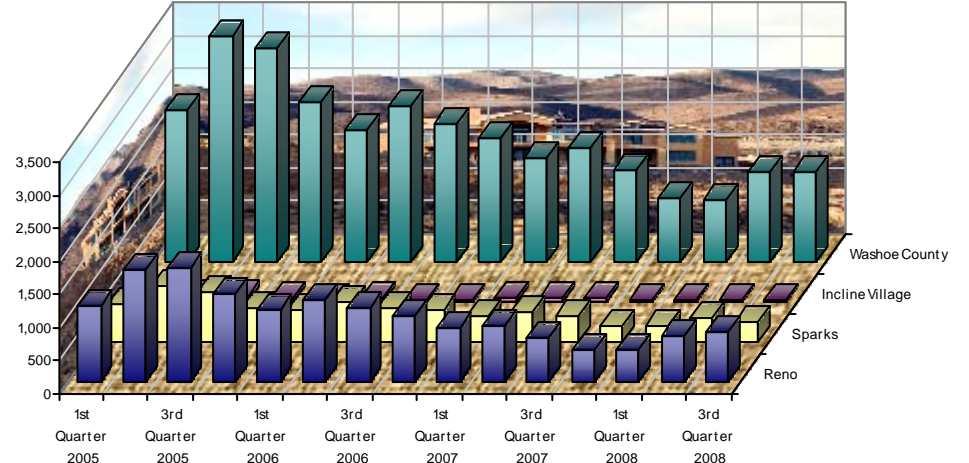
## Median Sales Price

*New & Existing Single Family*



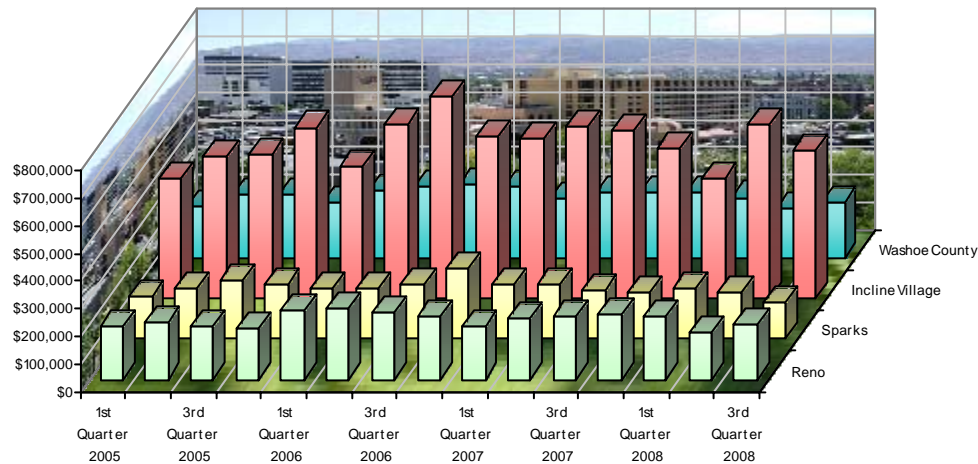
## Number of Sales

*New & Existing Single Family*



## Median Sales Price

*New & Existing Condos*



## Number of Sales

*New & Existing Condos*

