

Housing Sales--December 2007

Source: Washoe County Assessor

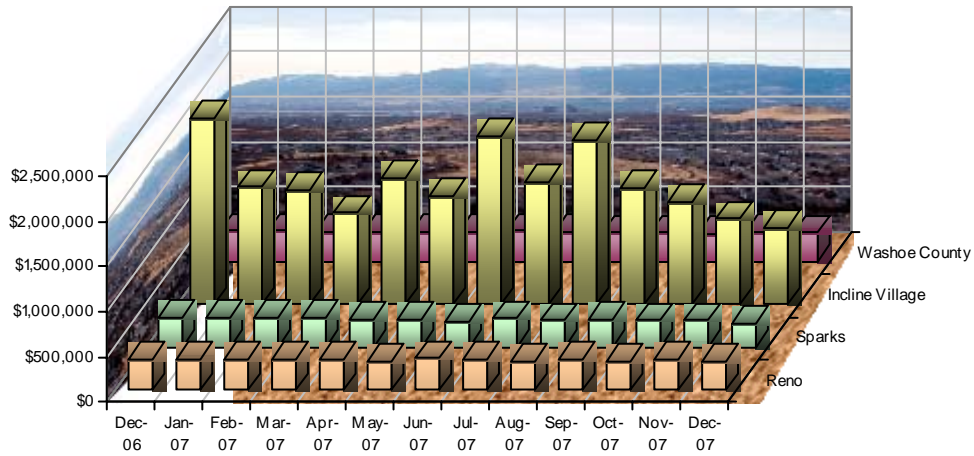
Age of Structure	December 2007				November 2007				Percent Change			December 2006				Percent Change		
	Number of Sales	Median Sales Price	Median Building SqFt	Median Price per SqFt	Number of Sales	Median Sales Price	Median Building SqFt	Median Price per SqFt	Number of Sales	Median Sales Price	Median Price per SqFt	Number of Sales	Median Sales Price	Median Building SqFt	Median Price per SqFt	Number of Sales	Median Sales Price	Median Price per SqFt
<i>Reno, Washoe County, Nevada</i>																		
Single Family Residence Sales																		
New	26	\$365,000	2,061	\$179	49	\$370,405	2,235	\$170	-46.9%	-1.5%	5.2%	139	\$398,341	2,358	\$180	-81.3%	-8.4%	-0.6%
Existing	97	\$305,000	1,625	\$175	125	\$324,557	1,614	\$167	-22.4%	-6.0%	4.9%	181	\$296,000	1,574	\$200	-46.4%	3.0%	-12.5%
New & Existing	123	\$318,366	1,711	\$176	174	\$338,000	1,697	\$168	-29.3%	-5.8%	4.8%	320	\$334,758	1,834	\$191	-61.6%	-4.9%	-7.7%
Condo Sales																		
New	7	\$506,245	1,488	\$386	12	\$271,353	1,348	\$197	-41.7%	86.6%	95.7%	19	\$253,810	982	\$254	-63.2%	99.5%	52.2%
Existing	46	\$175,900	930	\$185	64	\$230,000	1,033	\$190	-28.1%	-23.5%	-2.7%	33	\$202,500	1,039	\$202	39.4%	-13.1%	-8.3%
New & Existing	53	\$212,450	983	\$189	76	\$239,500	1,104	\$192	-30.3%	-11.3%	-1.8%	52	\$249,000	1,033	\$220	1.9%	-14.7%	-14.2%
<i>Sparks, Washoe County, Nevada</i>																		
Single Family Residence Sales																		
New	7	\$292,437	2,121	\$166	21	\$334,950	2,218	\$164	-66.7%	-12.7%	1.4%	87	\$349,512	2,335	\$164	-92.0%	-16.3%	1.2%
Existing	55	\$263,500	1,186	\$144	57	\$276,000	1,271	\$154	-3.5%	-4.5%	-6.1%	79	\$300,000	1,642	\$186	-30.4%	-12.2%	-22.3%
New & Existing	62	\$265,000	1,261	\$146	78	\$297,000	1,598	\$157	-20.5%	-10.8%	-6.8%	166	\$327,000	1,996	\$177	-62.7%	-19.0%	-17.5%
Condo Sales																		
New	0	\$0	0	\$0	3	\$299,995	1,619	\$202	-100.0%	-100.0%	-100.0%	3	\$320,940	1,468	\$221	-100.0%	-100.0%	-100.0%
Existing	7	\$169,250	1,127	\$154	5	\$163,750	1,090	\$148	40.0%	3.4%	3.9%	5	\$202,208	1,126	\$186	40.0%	-16.3%	-17.4%
New & Existing	7	\$169,250	1,127	\$154	8	\$176,000	1,276	\$165	-12.5%	-3.8%	-6.7%	8	\$286,995	1,316	\$200	-12.5%	-41.0%	-23.0%
<i>Incline Village, Washoe County, Nevada</i>																		
Single Family Residence Sales																		
New	1	\$1,875,000	3,684	\$509	0	\$0	0	\$0	0.0%	0.0%	0.0%	0	\$0	0	\$0	0.0%	0.0%	0.0%
Existing	7	\$842,500	2,553	\$486	7	\$952,500	1,645	\$383	0.0%	-11.5%	26.8%	8	\$2,062,500	3,003	\$655	-12.5%	-59.2%	-25.9%
New & Existing	8	\$850,000	2,815	\$490	7	\$952,500	1,645	\$383	14.3%	-10.8%	27.9%	8	\$2,062,500	3,003	\$655	0.0%	-58.8%	-25.2%
Condo Sales																		
New	0	\$0	0	\$0	1	\$357,000	1,488	\$240	-100.0%	-100.0%	-100.0%	0	\$0	0	\$0	0.0%	0.0%	0.0%
Existing	10	\$475,000	1,440	\$400	12	\$607,500	1,584	\$455	-16.7%	-21.8%	-12.2%	11	\$590,000	1,541	\$393	-9.1%	-19.5%	1.7%
New & Existing	10	\$475,000	1,440	\$400	13	\$588,750	1,536	\$419	-23.1%	-19.3%	-4.6%	11	\$590,000	1,541	\$393	-9.1%	-19.5%	1.7%
<i>Washoe County, Nevada</i>																		
Single Family Residence Sales																		
New	50	\$317,900	2,118	\$174	87	\$349,850	2,326	\$162	-42.5%	-9.1%	8.0%	266	\$390,000	2,384	\$176	-81.2%	-18.5%	-1.1%
Existing	216	\$315,950	1,597	\$175	245	\$320,000	1,568	\$169	-11.8%	-1.3%	3.5%	352	\$306,000	1,644	\$199	-38.6%	3.3%	-12.1%
New & Existing	266	\$317,732	1,700	\$174	332	\$327,500	1,720	\$167	-19.9%	-3.0%	4.5%	618	\$347,181	1,980	\$189	-57.0%	-8.5%	-7.7%
Condo Sales																		
New	7	\$506,245	1,488	\$386	16	\$288,195	1,488	\$197	-56.3%	75.7%	95.7%	22	\$256,225	1,033	\$247	-68.2%	97.6%	56.4%
Existing	63	\$212,700	1,019	\$189	81	\$239,643	1,100	\$193	-22.2%	-11.2%	-2.4%	49	\$277,500	1,124	\$206	28.6%	-23.4%	-8.1%
New & Existing	70	\$223,000	1,085	\$193	97	\$246,500	1,206	\$194	-27.8%	-9.5%	-0.6%	71	\$263,113	1,064	\$224	-1.4%	-15.2%	-13.9%

Housing Sales--December 2007

Source: Washoe County Assessor

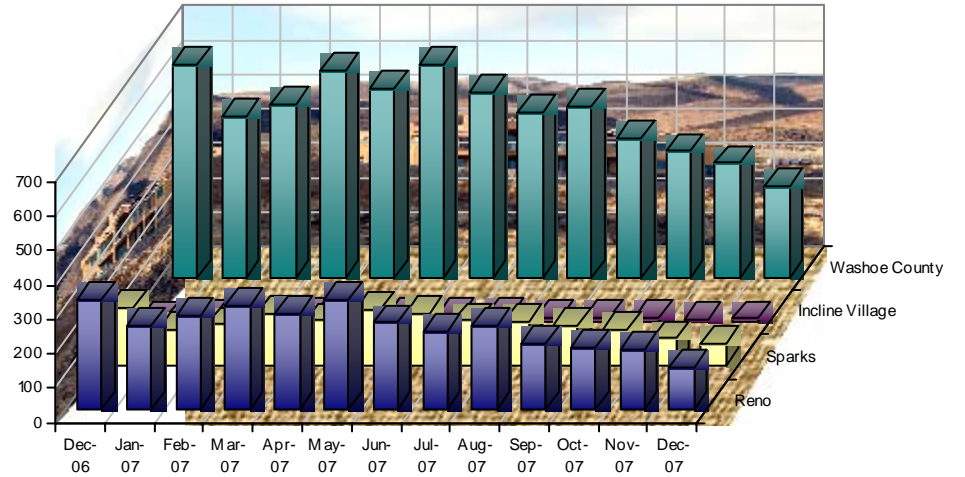
Median Sales Price

New & Existing Single Family



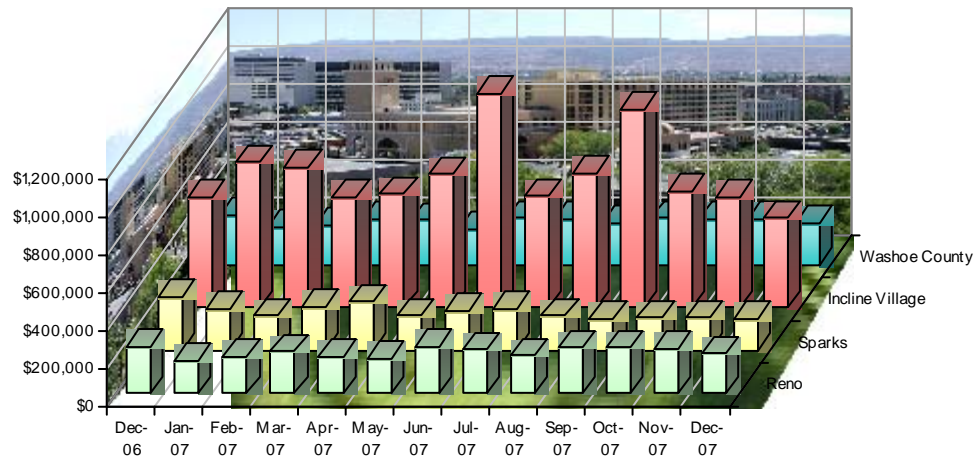
Number of Sales

New & Existing Single Family



Median Sales Price

New & Existing Condos



Number of Sales

New & Existing Condos

