

# Housing Sales--September 2007

Source: Washoe County Assessor

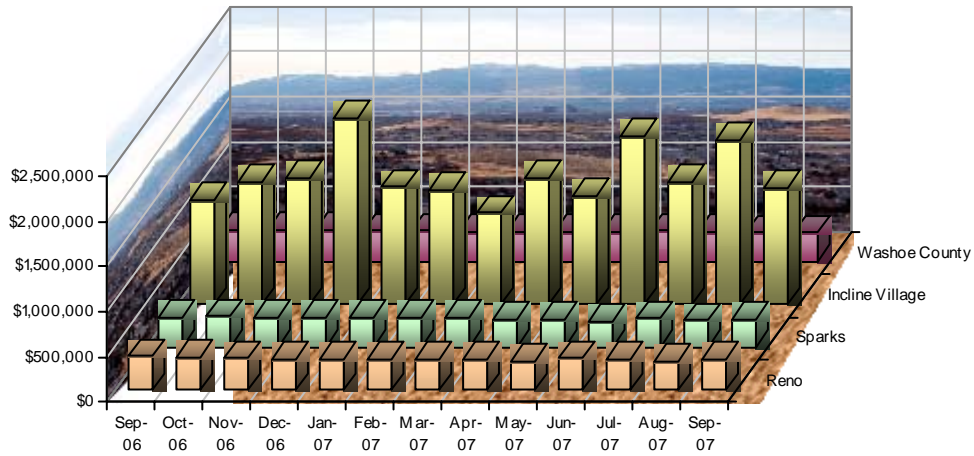
Age of Structure	September 2007				August 2007				Percent Change			September 2006				Percent Change		
	Number of Sales	Median Sales Price	Median Building SqFt	Median Price per SqFt	Number of Sales	Median Sales Price	Median Building SqFt	Median Price per SqFt	Number of Sales	Median Sales Price	Median Price per SqFt	Number of Sales	Median Sales Price	Median Building SqFt	Median Price per SqFt	Number of Sales	Median Sales Price	Median Price per SqFt
<i>Reno, Washoe County, Nevada</i>																		
<b>Single Family Residence Sales</b>																		
New	61	\$360,000	2,142	\$179	75	\$350,636	2,042	\$162	-18.7%	2.7%	10.1%	151	\$411,008	2,204	\$187	-59.6%	-12.4%	-4.2%
Existing	129	\$316,223	1,552	\$195	169	\$302,500	1,616	\$190	-23.7%	4.5%	2.7%	207	\$320,000	1,593	\$209	-37.7%	-1.2%	-6.9%
New & Existing	190	\$332,525	1,760	\$187	244	\$317,000	1,806	\$183	-22.1%	4.9%	2.5%	358	\$365,846	1,888	\$197	-46.9%	-9.1%	-5.1%
<b>Condo Sales</b>																		
New	25	\$286,683	1,387	\$208	13	\$282,499	1,377	\$205	92.3%	1.5%	1.2%	26	\$339,900	1,576	\$216	-3.8%	-15.7%	-3.6%
Existing	66	\$226,800	930	\$202	75	\$184,900	988	\$193	-12.0%	22.7%	4.3%	43	\$182,500	1,104	\$171	53.5%	24.3%	18.0%
New & Existing	91	\$243,750	1,114	\$202	88	\$199,900	1,103	\$195	3.4%	21.9%	3.9%	69	\$250,000	1,314	\$190	31.9%	-2.5%	6.6%
<i>Sparks, Washoe County, Nevada</i>																		
<b>Single Family Residence Sales</b>																		
New	40	\$330,182	2,146	\$158	60	\$344,950	2,305	\$155	-33.3%	-4.3%	1.7%	73	\$374,772	2,260	\$172	-45.2%	-11.9%	-8.2%
Existing	74	\$275,000	1,416	\$166	69	\$283,500	1,642	\$173	7.2%	-3.0%	-3.8%	110	\$295,000	1,574	\$191	-32.7%	-6.8%	-13.0%
New & Existing	114	\$303,000	1,761	\$163	129	\$300,000	1,902	\$166	-11.6%	1.0%	-1.8%	183	\$332,700	1,874	\$183	-37.7%	-8.9%	-10.8%
<b>Condo Sales</b>																		
New	0	\$0	0	\$0	2	\$324,995	1,619	\$214	-100.0%	-100.0%	-100.0%	7	\$305,890	1,568	\$185	-100.0%	-100.0%	-100.0%
Existing	10	\$169,000	998	\$166	11	\$182,500	1,243	\$149	-9.1%	-7.4%	10.9%	12	\$185,000	1,048	\$191	-16.7%	-8.6%	-13.2%
New & Existing	10	\$169,000	998	\$166	13	\$186,500	1,260	\$151	-23.1%	-9.4%	9.5%	19	\$264,640	1,370	\$185	-47.4%	-36.1%	-10.6%
<i>Incline Village, Washoe County, Nevada</i>																		
<b>Single Family Residence Sales</b>																		
New	1	\$2,850,000	4,744	\$601	0	\$0	0	\$0	0.0%	0.0%	0.0%	0	\$0	0	\$0	0.0%	0.0%	0.0%
Existing	12	\$1,140,000	3,123	\$517	12	\$1,813,750	3,836	\$528	0.0%	-37.1%	-2.0%	8	\$1,162,500	2,390	\$454	50.0%	-1.9%	14.0%
New & Existing	13	\$1,295,000	3,390	\$559	12	\$1,813,750	3,836	\$528	8.3%	-28.6%	5.9%	8	\$1,162,500	2,390	\$454	62.5%	11.4%	23.1%
<b>Condo Sales</b>																		
New	2	\$1,337,458	2,714	\$493	1	\$1,434,117	2,790	\$514	100.0%	-6.7%	-4.1%	0	\$0	0	\$0	0.0%	0.0%	0.0%
Existing	14	\$945,000	1,518	\$500	19	\$712,500	1,599	\$447	-26.3%	32.6%	12.0%	19	\$712,750	1,525	\$413	-26.3%	32.6%	21.1%
New & Existing	16	\$1,050,000	2,088	\$495	20	\$715,000	1,620	\$455	-20.0%	46.9%	8.8%	19	\$712,750	1,525	\$413	-15.8%	47.3%	19.9%
<i>Washoe County, Nevada</i>																		
<b>Single Family Residence Sales</b>																		
New	121	\$359,859	2,225	\$171	166	\$345,258	2,232	\$162	-27.1%	4.2%	5.1%	260	\$400,797	2,259	\$179	-53.5%	-10.2%	-4.7%
Existing	283	\$309,000	1,591	\$185	333	\$305,384	1,706	\$194	-15.0%	1.2%	-4.5%	415	\$317,950	1,620	\$205	-31.8%	-2.8%	-9.5%
New & Existing	404	\$325,000	1,780	\$181	499	\$320,000	1,876	\$181	-19.0%	1.6%	0.0%	675	\$356,864	1,880	\$193	-40.1%	-8.9%	-6.3%
<b>Condo Sales</b>																		
New	27	\$290,907	1,455	\$212	16	\$294,900	1,432	\$206	68.8%	-1.4%	2.5%	33	\$326,190	1,576	\$206	-18.2%	-10.8%	2.8%
Existing	90	\$233,000	1,008	\$202	106	\$207,400	1,114	\$195	-15.1%	12.3%	3.7%	74	\$219,000	1,220	\$193	21.6%	6.4%	5.0%
New & Existing	117	\$249,652	1,159	\$207	122	\$222,617	1,158	\$198	-4.1%	12.1%	4.9%	107	\$270,893	1,337	\$199	9.3%	-7.8%	4.3%

# Housing Sales--September 2007

Source: Washoe County Assessor

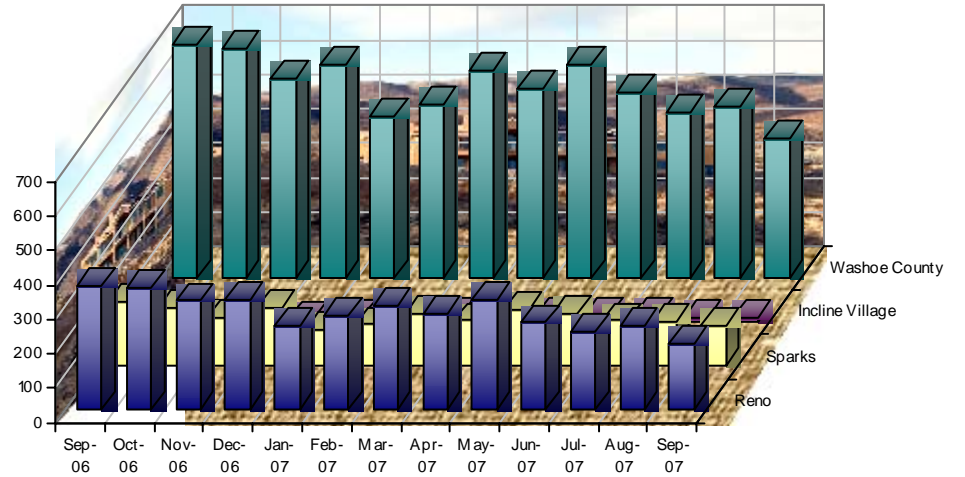
## Median Sales Price

*New & Existing Single Family*



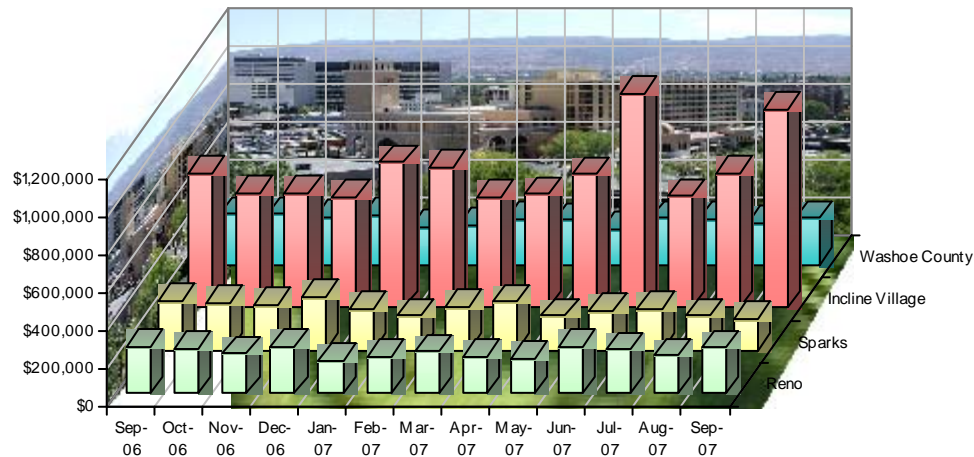
## Number of Sales

*New & Existing Single Family*



## Median Sales Price

*New & Existing Condos*



## Number of Sales

*New & Existing Condos*

