

# Housing Sales--August 2008

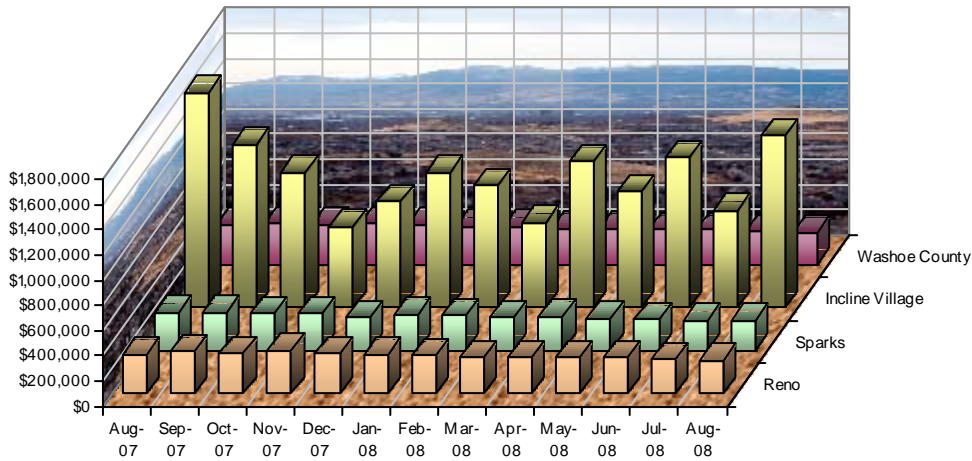
Source: Washoe County Assessor

Age of Structure	August 2008				July 2008				Percent Change			August 2007				Percent Change		
	Number of Sales	Median Sales Price	Median Building SqFt	Median Price per SqFt	Number of Sales	Median Sales Price	Median Building SqFt	Median Price per SqFt	Number of Sales	Median Sales Price	Median Price per SqFt	Number of Sales	Median Sales Price	Median Building SqFt	Median Price per SqFt	Number of Sales	Median Sales Price	Median Price per SqFt
<i>City of Reno, Washoe County, Nevada</i>																		
<b>Single Family Residence Sales</b>																		
New	76	\$302,458	2,100	\$139	79	\$310,000	2,291	\$137	-3.8%	-2.4%	1.8%	82	\$342,915	2,063	\$162	-7.3%	-11.8%	-14.4%
Existing	170	\$251,250	1,723	\$148	190	\$253,250	1,719	\$148	-10.5%	-0.8%	0.2%	169	\$299,900	1,615	\$190	0.6%	-16.2%	-22.1%
New & Existing	246	\$265,000	1,818	\$146	269	\$270,000	1,862	\$142	-8.6%	-1.9%	2.4%	251	\$310,000	1,799	\$182	-2.0%	-14.5%	-20.2%
<b>Condo Sales</b>																		
New	28	\$206,265	1,497	\$139	25	\$203,902	917	\$153	12.0%	1.2%	-9.3%	82	\$244,000	930	\$210	-65.9%	-15.5%	-34.0%
Existing	38	\$121,000	960	\$129	30	\$155,250	1,034	\$167	26.7%	-22.1%	-22.6%	36	\$179,000	1,198	\$168	5.6%	-32.4%	-22.9%
New & Existing	66	\$167,500	1,155	\$134	55	\$195,000	1,033	\$157	20.0%	-14.1%	-14.7%	118	\$235,000	958	\$202	-44.1%	-28.7%	-33.9%
<i>City of Sparks, Washoe County, Nevada</i>																		
<b>Single Family Residence Sales</b>																		
New	27	\$255,452	1,925	\$121	27	\$270,900	2,085	\$141	0.0%	-5.7%	-14.3%	61	\$330,000	2,260	\$154	-55.7%	-22.6%	-21.5%
Existing	76	\$221,450	1,699	\$134	78	\$226,200	1,738	\$137	-2.6%	-2.1%	-2.5%	75	\$285,000	1,643	\$172	1.3%	-22.3%	-22.3%
New & Existing	103	\$235,000	1,830	\$129	105	\$238,000	1,816	\$138	-1.9%	-1.3%	-6.3%	136	\$298,075	1,902	\$166	-24.3%	-21.2%	-22.1%
<b>Condo Sales</b>																		
New	2	\$264,500	1,748	\$151	1	\$224,000	1,480	\$151	100.0%	18.1%	0.0%	2	\$302,995	1,468	\$207	0.0%	-12.7%	-26.9%
Existing	11	\$138,500	917	\$138	9	\$117,000	1,080	\$113	22.2%	18.4%	22.8%	12	\$173,500	1,205	\$145	-8.3%	-20.2%	-4.8%
New & Existing	13	\$145,500	988	\$145	10	\$131,250	1,177	\$117	30.0%	10.9%	23.5%	14	\$182,500	1,243	\$149	-7.1%	-20.3%	-3.2%
<i>Incline Village, Washoe County, Nevada</i>																		
<b>Single Family Residence Sales</b>																		
New	0	\$0	0	\$0	0	\$0	0	\$0	0.0%	0.0%	0.0%	0	\$0	0	\$0	0.0%	0.0%	0.0%
Existing	6	\$1,362,500	2,591	\$491	11	\$770,000	1,460	\$402	-45.5%	76.9%	22.1%	13	\$1,700,000	3,796	\$481	-53.8%	-19.9%	2.0%
New & Existing	6	\$1,362,500	2,591	\$491	11	\$770,000	1,460	\$402	-45.5%	76.9%	22.1%	13	\$1,700,000	3,796	\$481	-53.8%	-19.9%	2.0%
<b>Condo Sales</b>																		
New	2	\$176,500	600	\$294	0	\$0	0	\$0	0.0%	0.0%	0.0%	1	\$1,434,117	2,790	\$514	100.0%	-87.7%	-42.8%
Existing	12	\$531,000	1,331	\$397	7	\$426,000	1,426	\$273	71.4%	24.6%	45.2%	19	\$585,000	1,572	\$417	-36.8%	-9.2%	-4.8%
New & Existing	14	\$471,500	1,184	\$334	7	\$426,000	1,426	\$273	100.0%	10.7%	22.2%	20	\$707,500	1,599	\$437	-30.0%	-33.4%	-23.6%
<i>Washoe County, Nevada</i>																		
<b>Single Family Residence Sales</b>																		
New	112	\$283,000	2,083	\$136	117	\$310,000	2,298	\$137	-4.3%	-8.7%	-0.6%	176	\$339,975	2,208	\$162	-36.4%	-16.8%	-15.6%
Existing	330	\$248,000	1,754	\$145	354	\$250,000	1,741	\$147	-6.8%	-0.8%	-1.7%	346	\$305,000	1,705	\$191	-4.6%	-18.7%	-24.2%
New & Existing	442	\$259,925	1,830	\$142	471	\$262,400	1,855	\$144	-6.2%	-0.9%	-1.6%	522	\$318,801	1,860	\$179	-15.3%	-18.5%	-20.9%
<b>Condo Sales</b>																		
New	32	\$206,265	1,497	\$141	26	\$209,854	1,148	\$153	23.1%	-1.7%	-7.7%	85	\$246,545	930	\$214	-62.4%	-16.3%	-33.9%
Existing	61	\$150,000	1,001	\$143	46	\$170,250	1,120	\$167	32.6%	-11.9%	-14.4%	68	\$225,000	1,243	\$178	-10.3%	-33.3%	-19.6%
New & Existing	93	\$178,000	1,128	\$142	72	\$201,599	1,121	\$157	29.2%	-11.7%	-9.8%	153	\$244,500	1,080	\$204	-39.2%	-27.2%	-30.6%

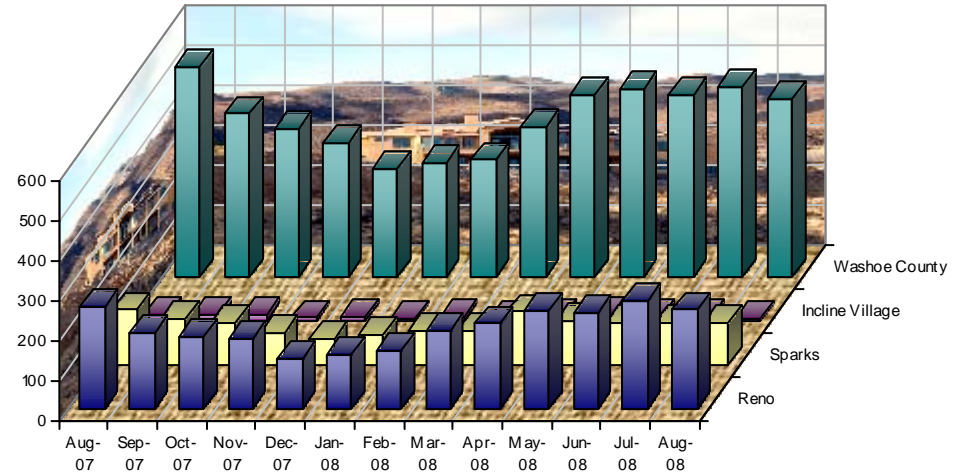
# Housing Sales--August 2008

Source: Washoe County Assessor

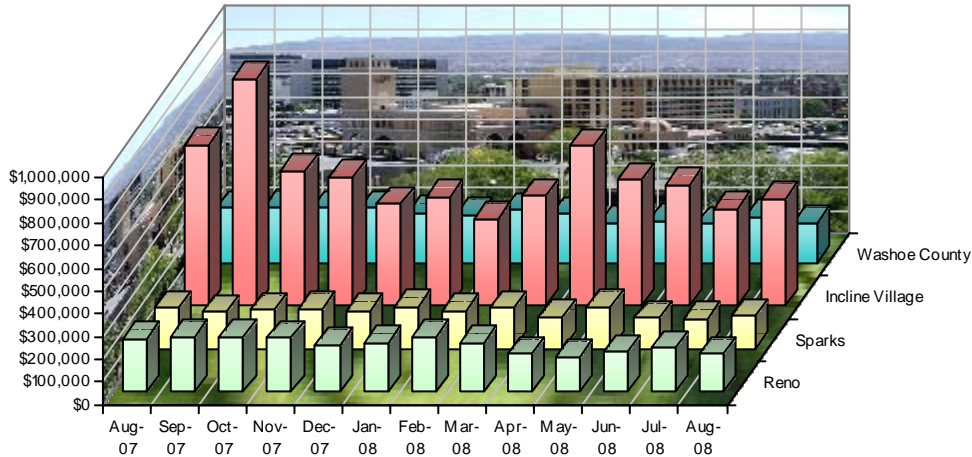
**Median Sales Price**  
*New & Existing Single Family*



**Number of Sales**  
*New & Existing Single Family*



**Median Sales Price**  
*New & Existing Condos*



**Number of Sales**  
*New & Existing Condos*

