

Housing Sales--August 2007

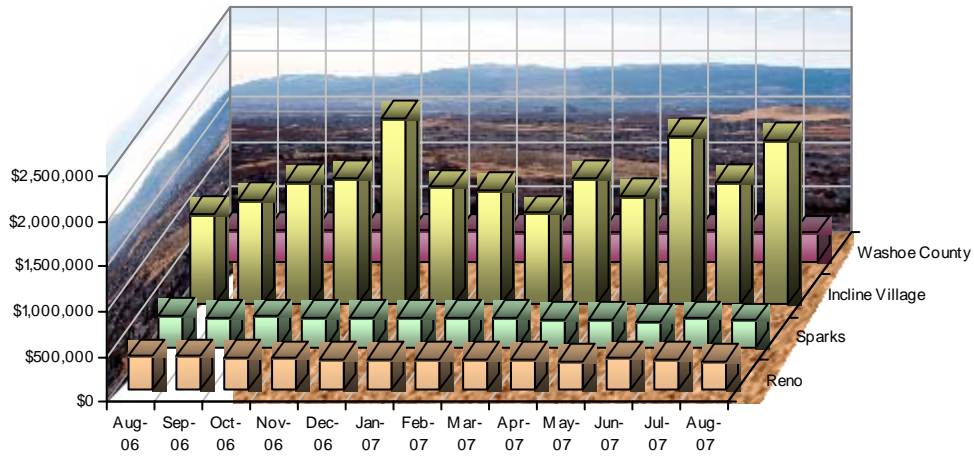
Source: Washoe County Assessor

Age of Structure	August 2007				July 2007				Percent Change			August 2006				Percent Change		
	Number of Sales	Median Sales Price	Median Building SqFt	Median Price per SqFt	Number of Sales	Median Sales Price	Median Building SqFt	Median Price per SqFt	Number of Sales	Median Sales Price	Median Price per SqFt	Number of Sales	Median Sales Price	Median Building SqFt	Median Price per SqFt	Number of Sales	Median Sales Price	Median Price per SqFt
<i>Reno, Washoe County, Nevada</i>																		
Single Family Residence Sales																		
New	75	\$350,636	2,042	\$162	71	\$374,326	2,191	\$172	5.6%	-6.3%	-5.8%	182	\$394,200	2,075	\$195	-58.8%	-11.1%	-16.8%
Existing	169	\$302,500	1,616	\$190	157	\$319,250	1,645	\$197	7.6%	-5.2%	-3.8%	220	\$335,340	1,642	\$216	-23.2%	-9.8%	-12.3%
New & Existing	244	\$317,000	1,806	\$183	228	\$340,000	1,822	\$192	7.0%	-6.8%	-4.8%	402	\$367,937	1,835	\$207	-39.3%	-13.8%	-11.8%
Condo Sales																		
New	13	\$282,499	1,377	\$205	12	\$264,900	1,330	\$212	8.3%	6.6%	-2.9%	31	\$309,950	1,435	\$201	-58.1%	-8.9%	2.0%
Existing	75	\$184,900	988	\$193	70	\$232,389	1,127	\$189	7.1%	-20.4%	2.1%	46	\$168,000	1,037	\$171	63.0%	10.1%	13.1%
New & Existing	88	\$199,900	1,103	\$195	82	\$232,400	1,127	\$195	7.3%	-14.0%	-0.2%	77	\$213,000	1,220	\$183	14.3%	-6.2%	6.0%
<i>Sparks, Washoe County, Nevada</i>																		
Single Family Residence Sales																		
New	60	\$344,950	2,305	\$155	55	\$328,552	1,922	\$162	9.1%	5.0%	-3.9%	72	\$400,839	2,330	\$176	-16.7%	-13.9%	-11.5%
Existing	69	\$283,500	1,642	\$173	75	\$308,750	1,801	\$178	-8.0%	-8.2%	-3.0%	103	\$323,500	1,659	\$198	-33.0%	-12.4%	-12.9%
New & Existing	129	\$300,000	1,902	\$166	130	\$315,000	1,884	\$174	-0.8%	-4.8%	-4.4%	175	\$347,834	1,945	\$189	-26.3%	-13.8%	-12.2%
Condo Sales																		
New	2	\$324,995	1,619	\$214	5	\$296,498	1,619	\$196	-60.0%	9.6%	9.1%	3	\$335,940	1,684	\$216	-33.3%	-3.3%	-1.2%
Existing	11	\$182,500	1,243	\$149	11	\$182,500	1,035	\$178	0.0%	0.0%	-15.9%	21	\$189,500	1,056	\$193	-47.6%	-3.7%	-22.7%
New & Existing	13	\$186,500	1,260	\$151	16	\$220,000	1,130	\$183	-18.8%	-15.2%	-17.6%	24	\$193,000	1,080	\$198	-45.8%	-3.4%	-23.6%
<i>Incline Village, Washoe County, Nevada</i>																		
Single Family Residence Sales																		
New	0	\$0	0	\$0	1	\$4,300,000	4,144	\$1,038	-100.0%	-100.0%	-100.0%	0	\$0	0	\$0	0.0%	0.0%	0.0%
Existing	12	\$1,813,750	3,836	\$528	14	\$1,215,000	3,008	\$499	-14.3%	49.3%	5.9%	17	\$1,000,000	2,496	\$431	-29.4%	81.4%	22.5%
New & Existing	12	\$1,813,750	3,836	\$528	15	\$1,357,500	3,102	\$510	-20.0%	33.6%	3.4%	17	\$1,000,000	2,496	\$431	-29.4%	81.4%	22.5%
Condo Sales																		
New	1	\$1,434,117	2,790	\$514	3	\$1,417,174	2,790	\$510	-66.7%	1.2%	0.8%	3	\$1,390,767	2,780	\$502	-66.7%	3.1%	2.4%
Existing	19	\$712,500	1,599	\$447	16	\$525,000	1,578	\$363	18.8%	35.7%	22.9%	15	\$794,500	1,428	\$404	26.7%	-10.3%	10.6%
New & Existing	20	\$715,000	1,620	\$455	19	\$591,000	1,744	\$364	5.3%	21.0%	25.0%	18	\$820,000	1,782	\$493	11.1%	-12.8%	-7.7%
<i>Washoe County, Nevada</i>																		
Single Family Residence Sales																		
New	166	\$345,258	2,232	\$162	152	\$359,322	2,139	\$169	9.2%	-3.9%	-4.2%	302	\$392,606	2,166	\$185	-45.0%	-12.1%	-12.1%
Existing	333	\$305,384	1,706	\$194	326	\$325,000	1,705	\$196	2.1%	-6.0%	-1.1%	438	\$337,900	1,660	\$214	-24.0%	-9.6%	-9.3%
New & Existing	499	\$320,000	1,876	\$181	478	\$335,442	1,880	\$188	4.4%	-4.6%	-3.9%	740	\$356,699	1,902	\$201	-32.6%	-10.3%	-10.3%
Condo Sales																		
New	16	\$294,900	1,432	\$206	20	\$285,000	1,517	\$212	-20.0%	3.5%	-2.4%	37	\$315,428	1,477	\$204	-56.8%	-6.5%	0.9%
Existing	106	\$207,400	1,114	\$195	97	\$232,400	1,148	\$195	9.3%	-10.8%	0.0%	82	\$189,000	1,080	\$188	29.3%	9.7%	3.6%
New & Existing	122	\$222,617	1,158	\$198	117	\$244,950	1,192	\$200	4.3%	-9.1%	-0.9%	119	\$234,950	1,220	\$194	2.5%	-5.2%	1.9%

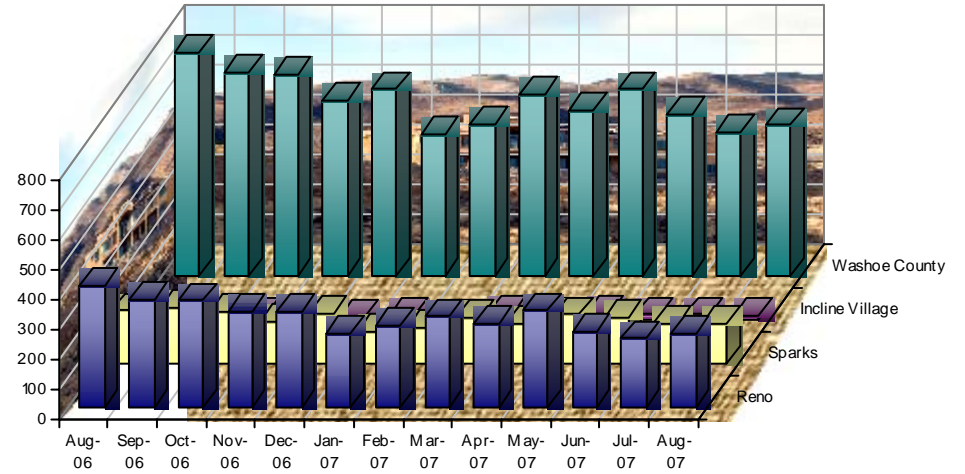
Housing Sales--August 2007

Source: Washoe County Assessor

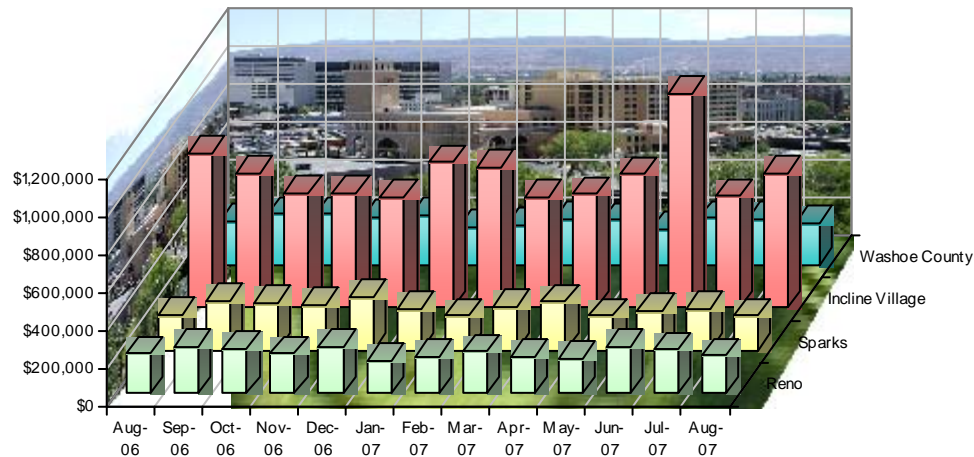
Median Sales Price
New & Existing Single Family



Number of Sales
New & Existing Single Family



Median Sales Price
New & Existing Condos



Number of Sales
New & Existing Condos

