

Housing Sales--July 2008

Source: Washoe County Assessor

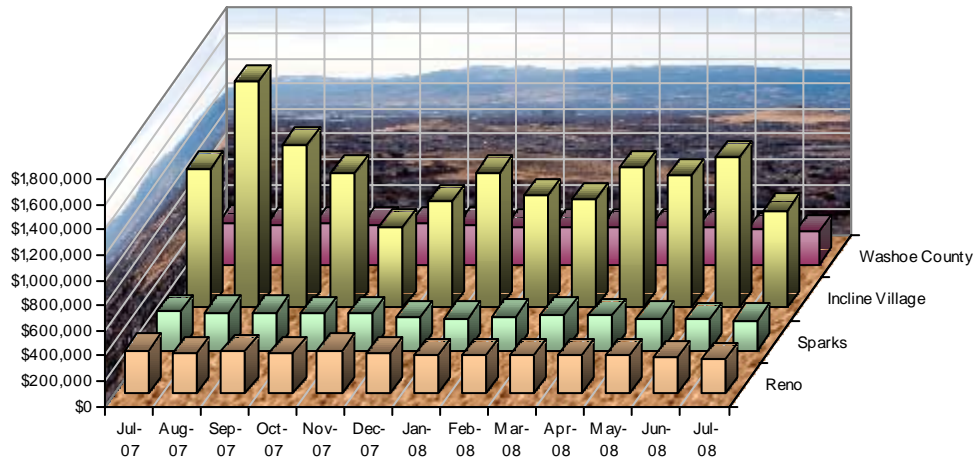
Age of Structure	July 2008				June 2008				Percent Change			July 2007				Percent Change		
	Number of Sales	Median Sales Price	Median Building SqFt	Median Price per SqFt	Number of Sales	Median Sales Price	Median Building SqFt	Median Price per SqFt	Number of Sales	Median Sales Price	Median Price per SqFt	Number of Sales	Median Sales Price	Median Building SqFt	Median Price per SqFt	Number of Sales	Median Sales Price	Median Price per SqFt
<i>City of Reno, Washoe County, Nevada</i>																		
Single Family Residence Sales																		
New	79	\$310,000	2,291	\$137	72	\$315,000	2,380	\$144	9.7%	-1.6%	-5.2%	76	\$367,389	2,177	\$178	3.9%	-15.6%	-23.1%
Existing	190	\$253,250	1,719	\$148	165	\$257,000	1,691	\$152	15.2%	-1.5%	-2.6%	164	\$322,500	1,648	\$196	15.9%	-21.5%	-24.5%
New & Existing	269	\$270,000	1,862	\$142	237	\$285,000	1,852	\$149	13.5%	-5.3%	-4.6%	240	\$339,950	1,801	\$192	12.1%	-20.6%	-26.1%
Condo Sales																		
New	25	\$203,902	917	\$153	31	\$171,990	887	\$169	-19.4%	18.6%	-9.7%	68	\$251,611	864	\$322	-63.2%	-19.0%	-52.6%
Existing	30	\$155,250	1,034	\$167	23	\$170,000	1,085	\$139	30.4%	-8.7%	19.8%	52	\$219,250	1,100	\$170	-42.3%	-29.2%	-1.9%
New & Existing	55	\$195,000	1,033	\$157	54	\$177,750	1,011	\$166	1.9%	9.7%	-5.8%	120	\$248,070	946	\$234	-54.2%	-21.4%	-33.1%
<i>City of Sparks, Washoe County, Nevada</i>																		
Single Family Residence Sales																		
New	27	\$270,900	2,085	\$141	27	\$310,950	2,142	\$145	0.0%	-12.9%	-2.7%	60	\$325,825	1,922	\$160	-55.0%	-16.9%	-11.8%
Existing	78	\$226,200	1,738	\$137	75	\$230,000	1,663	\$133	4.0%	-1.7%	3.1%	76	\$306,250	1,745	\$178	2.6%	-26.1%	-23.0%
New & Existing	105	\$238,000	1,816	\$138	102	\$246,250	1,850	\$135	2.9%	-3.4%	2.1%	136	\$312,500	1,882	\$171	-22.8%	-23.8%	-19.4%
Condo Sales																		
New	1	\$224,000	1,480	\$151	2	\$222,772	1,612	\$137	-50.0%	0.6%	10.7%	5	\$290,995	1,517	\$183	-80.0%	-23.0%	-17.5%
Existing	9	\$117,000	1,080	\$113	7	\$137,000	973	\$113	28.6%	-14.6%	-0.5%	11	\$165,000	996	\$172	-18.2%	-29.1%	-34.7%
New & Existing	10	\$131,250	1,177	\$117	9	\$138,000	1,080	\$120	11.1%	-4.9%	-2.1%	16	\$206,500	1,095	\$183	-37.5%	-36.4%	-35.9%
<i>Incline Village, Washoe County, Nevada</i>																		
Single Family Residence Sales																		
New	0	\$0	0	\$0	0	\$0	0	\$0	0.0%	0.0%	0.0%	1	\$4,250,000	4,144	\$1,026	-100.0%	-100.0%	-100.0%
Existing	11	\$770,000	1,460	\$402	9	\$1,190,000	2,344	\$428	22.2%	-35.3%	-6.0%	14	\$1,159,750	2,920	\$481	-21.4%	-33.6%	-16.5%
New & Existing	11	\$770,000	1,460	\$402	9	\$1,190,000	2,344	\$428	22.2%	-35.3%	-6.0%	15	\$1,104,500	2,832	\$464	-26.7%	-30.3%	-13.4%
Condo Sales																		
New	0	\$0	0	\$0	0	\$0	0	\$0	0.0%	0.0%	0.0%	3	\$1,400,051	2,770	\$502	-100.0%	-100.0%	-100.0%
Existing	7	\$426,000	1,426	\$273	3	\$534,000	1,089	\$426	133.3%	-20.2%	-35.9%	16	\$547,025	1,583	\$361	-56.3%	-22.1%	-24.2%
New & Existing	7	\$426,000	1,426	\$273	3	\$534,000	1,089	\$426	133.3%	-20.2%	-35.9%	19	\$569,050	1,588	\$362	-63.2%	-25.1%	-24.4%
<i>Washoe County, Nevada</i>																		
Single Family Residence Sales																		
New	117	\$310,000	2,298	\$137	111	\$317,482	2,333	\$145	5.4%	-2.4%	-5.5%	163	\$342,000	2,112	\$169	-28.2%	-9.4%	-18.7%
Existing	354	\$250,000	1,741	\$147	339	\$262,500	1,765	\$151	4.4%	-4.8%	-2.5%	336	\$325,500	1,701	\$196	5.4%	-23.2%	-24.7%
New & Existing	471	\$262,400	1,855	\$144	450	\$281,928	1,936	\$150	4.7%	-6.9%	-3.8%	499	\$335,000	1,853	\$187	-5.6%	-21.7%	-23.0%
Condo Sales																		
New	26	\$209,854	1,148	\$153	33	\$176,544	902	\$167	-21.2%	18.9%	-8.2%	76	\$258,249	881	\$315	-65.8%	-18.7%	-51.4%
Existing	46	\$170,250	1,120	\$167	33	\$152,500	1,089	\$139	39.4%	11.6%	19.8%	79	\$230,000	1,127	\$182	-41.8%	-26.0%	-8.3%
New & Existing	72	\$201,599	1,121	\$157	66	\$174,272	1,083	\$166	9.1%	15.7%	-5.3%	155	\$250,833	1,044	\$230	-53.5%	-19.6%	-31.8%

Housing Sales--July 2008

Source: Washoe County Assessor

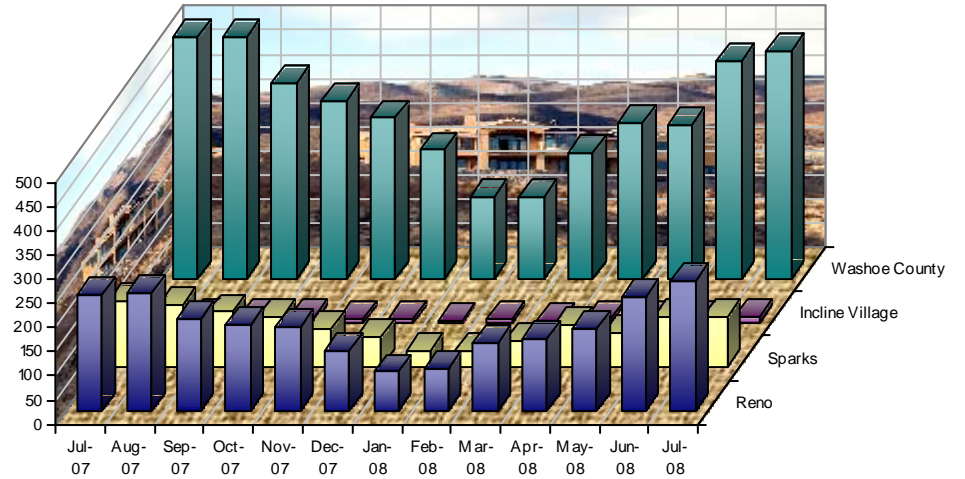
Median Sales Price

New & Existing Single Family



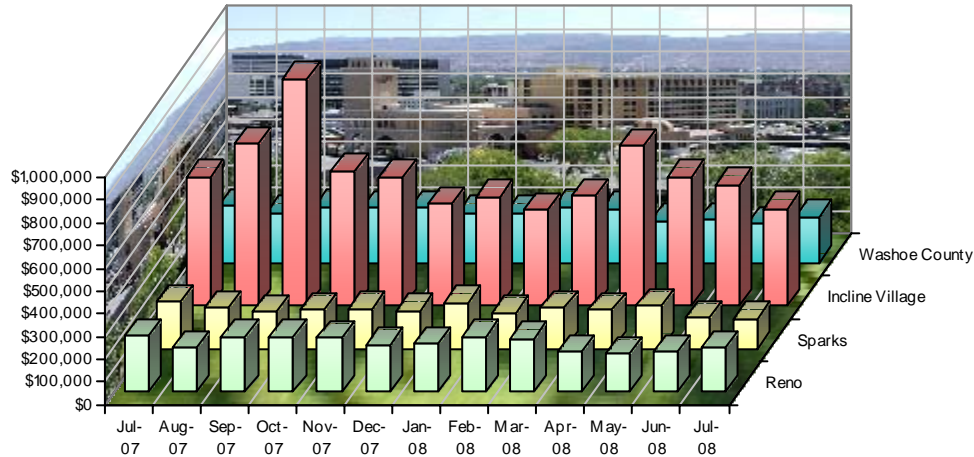
Number of Sales

New & Existing Single Family



Median Sales Price

New & Existing Condos



Number of Sales

New & Existing Condos

