

Housing Sales--July 2007

Source: Washoe County Assessor

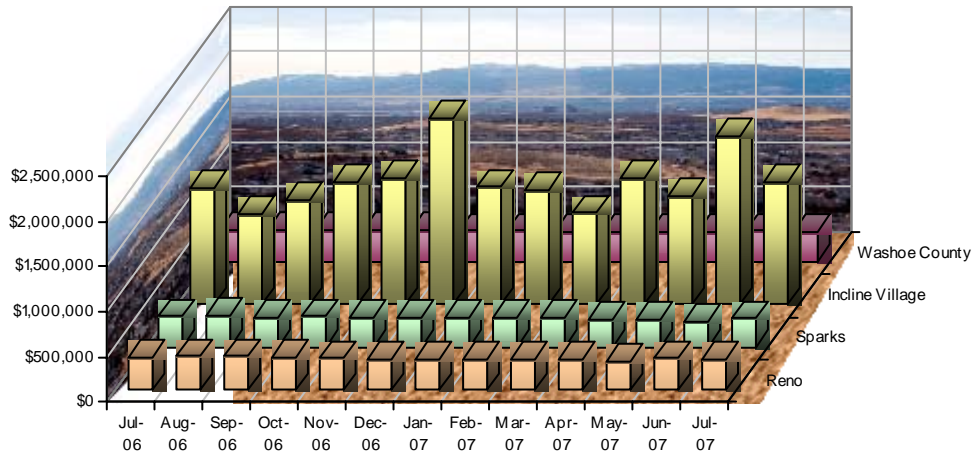
Age of Structure	July 2007				June 2007				Percent Change			July 2006				Percent Change		
	Number of Sales	Median Sales Price	Median Building SqFt	Median Price per SqFt	Number of Sales	Median Sales Price	Median Building SqFt	Median Price per SqFt	Number of Sales	Median Sales Price	Median Price per SqFt	Number of Sales	Median Sales Price	Median Building SqFt	Median Price per SqFt	Number of Sales	Median Sales Price	Median Price per SqFt
<i>Reno, Washoe County, Nevada</i>																		
Single Family Residence Sales																		
New	71	\$374,326	2,191	\$172	85	\$376,537	2,279	\$180	-16.5%	-0.6%	-4.1%	136	\$402,964	2,130	\$193	-47.8%	-7.1%	-10.8%
Existing	157	\$319,250	1,645	\$197	167	\$320,000	1,590	\$207	-6.0%	-0.2%	-4.4%	231	\$331,130	1,639	\$212	-32.0%	-3.6%	-6.8%
New & Existing	228	\$340,000	1,822	\$192	252	\$350,000	1,834	\$196	-9.5%	-2.9%	-2.0%	367	\$360,000	1,789	\$202	-37.9%	-5.6%	-5.1%
Condo Sales																		
New	12	\$264,900	1,330	\$212	24	\$280,725	1,348	\$203	-50.0%	-5.6%	4.2%	31	\$315,311	1,348	\$217	-61.3%	-16.0%	-2.7%
Existing	70	\$232,389	1,127	\$189	58	\$236,795	1,127	\$195	20.7%	-1.9%	-3.0%	61	\$190,700	1,034	\$198	14.8%	21.9%	-4.5%
New & Existing	82	\$232,400	1,127	\$195	82	\$250,000	1,175	\$198	0.0%	-7.0%	-1.7%	92	\$268,000	1,194	\$205	-10.9%	-13.3%	-4.8%
<i>Sparks, Washoe County, Nevada</i>																		
Single Family Residence Sales																		
New	55	\$328,552	1,922	\$162	77	\$303,167	1,929	\$151	-28.6%	8.4%	6.9%	56	\$404,784	2,146	\$182	-1.8%	-18.8%	-11.0%
Existing	75	\$308,750	1,801	\$178	73	\$270,000	1,447	\$187	2.7%	14.4%	-4.7%	86	\$307,900	1,616	\$205	-12.8%	0.3%	-13.2%
New & Existing	130	\$315,000	1,884	\$174	150	\$281,500	1,783	\$167	-13.3%	11.9%	3.9%	142	\$340,000	1,823	\$195	-8.5%	-7.4%	-10.9%
Condo Sales																		
New	5	\$296,498	1,619	\$196	3	\$297,995	1,633	\$201	66.7%	-0.5%	-2.7%	0	\$0	0	\$0	0.0%	0.0%	0.0%
Existing	11	\$182,500	1,035	\$178	15	\$202,450	1,167	\$167	-26.7%	-9.9%	6.6%	14	\$199,900	1,167	\$192	-21.4%	-8.7%	-7.5%
New & Existing	16	\$220,000	1,130	\$183	18	\$212,000	1,225	\$169	-11.1%	3.8%	8.4%	14	\$199,900	1,167	\$192	14.3%	10.1%	-4.5%
<i>Incline Village, Washoe County, Nevada</i>																		
Single Family Residence Sales																		
New	1	\$4,300,000	4,144	\$1,038	0	\$0	0	\$0	0.0%	0.0%	0.0%	0	\$0	0	\$0	0.0%	0.0%	0.0%
Existing	14	\$1,215,000	3,008	\$499	15	\$1,867,500	3,555	\$464	-6.7%	-34.9%	7.4%	8	\$1,285,000	2,630	\$489	75.0%	-5.4%	2.1%
New & Existing	15	\$1,357,500	3,102	\$510	15	\$1,867,500	3,555	\$464	0.0%	-27.3%	9.9%	8	\$1,285,000	2,630	\$489	87.5%	5.6%	4.5%
Condo Sales																		
New	3	\$1,417,174	2,790	\$510	0	\$0	0	\$0	0.0%	0.0%	0.0%	1	\$1,200,000	1,552	\$773	200.0%	18.1%	-34.1%
Existing	16	\$525,000	1,578	\$363	11	\$1,136,000	1,735	\$553	45.5%	-53.8%	-34.3%	14	\$634,000	1,752	\$415	14.3%	-17.2%	-12.4%
New & Existing	19	\$591,000	1,744	\$364	11	\$1,136,000	1,735	\$553	72.7%	-48.0%	-34.2%	15	\$683,250	1,696	\$418	26.7%	-13.5%	-13.0%
<i>Washoe County, Nevada</i>																		
Single Family Residence Sales																		
New	152	\$359,322	2,139	\$169	193	\$354,172	2,199	\$166	-21.2%	1.5%	2.1%	227	\$402,631	2,152	\$187	-33.0%	-10.8%	-9.5%
Existing	326	\$325,000	1,705	\$196	344	\$319,900	1,670	\$203	-5.2%	1.6%	-3.6%	442	\$327,000	1,638	\$215	-26.2%	-0.6%	-8.8%
New & Existing	478	\$335,442	1,880	\$188	537	\$339,959	1,877	\$189	-11.0%	-1.3%	-0.8%	669	\$359,308	1,807	\$205	-28.6%	-6.6%	-8.2%
Condo Sales																		
New	20	\$285,000	1,517	\$212	28	\$284,900	1,477	\$203	-28.6%	0.0%	4.2%	32	\$315,622	1,348	\$222	-37.5%	-9.7%	-4.6%
Existing	97	\$232,400	1,148	\$195	84	\$244,000	1,165	\$195	15.5%	-4.8%	0.0%	90	\$221,000	1,167	\$201	7.8%	5.2%	-2.9%
New & Existing	117	\$244,950	1,192	\$200	112	\$250,000	1,259	\$198	4.5%	-2.0%	0.7%	122	\$270,000	1,220	\$205	-4.1%	-9.3%	-2.5%

Housing Sales--July 2007

Source: Washoe County Assessor

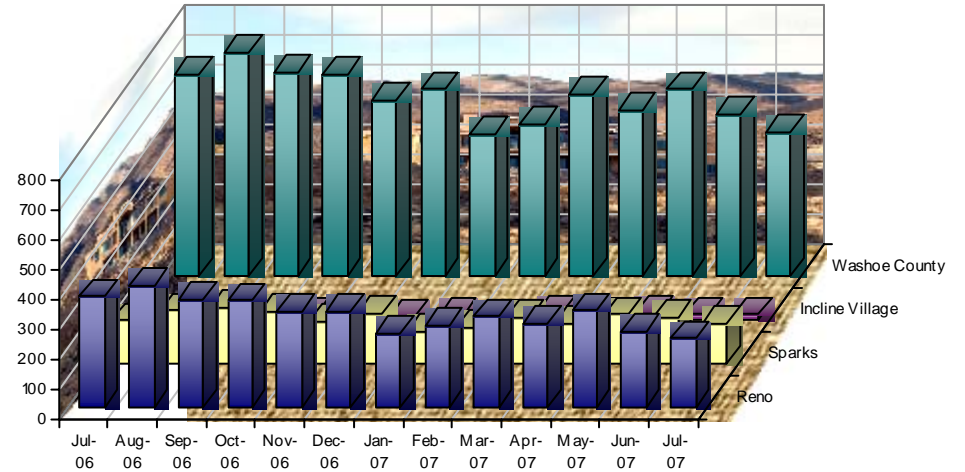
Median Sales Price

New & Existing Single Family



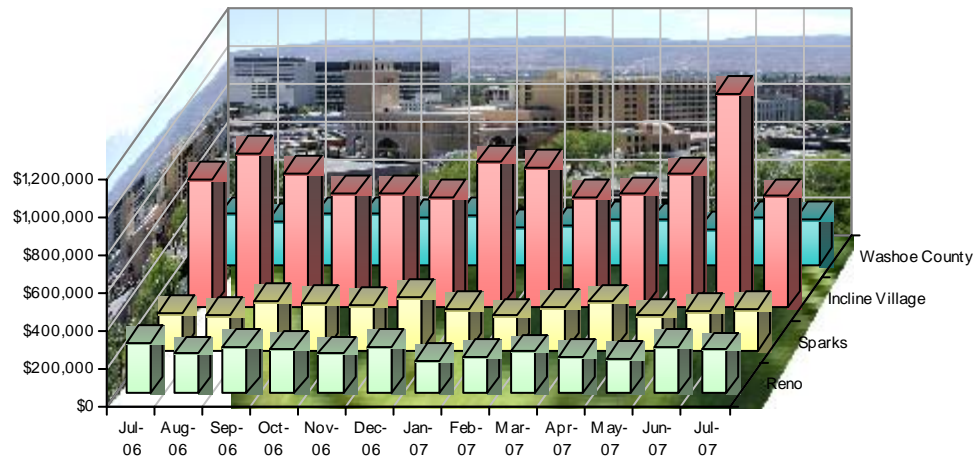
Number of Sales

New & Existing Single Family



Median Sales Price

New & Existing Condos



Number of Sales

New & Existing Condos

