

# Housing Sales--May 2008

Source: Washoe County Assessor

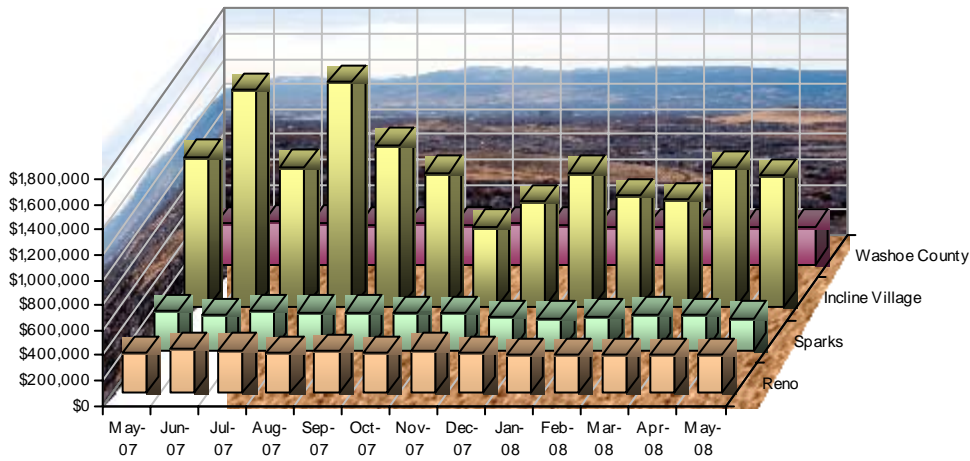
Age of Structure	May 2008				April 2008				Percent Change			May 2007				Percent Change		
	Number of Sales	Median Sales Price	Median Building SqFt	Median Price per SqFt	Number of Sales	Median Sales Price	Median Building SqFt	Median Price per SqFt	Number of Sales	Median Sales Price	Median Price per SqFt	Number of Sales	Median Sales Price	Median Building SqFt	Median Price per SqFt	Number of Sales	Median Sales Price	Median Price per SqFt
<i>City of Reno, Washoe County, Nevada</i>																		
<b>Single Family Residence Sales</b>																		
New	71	\$300,000	2,041	\$140	55	\$320,000	2,206	\$143	29.1%	-6.3%	-1.9%	103	\$339,700	2,025	\$167	-31.1%	-11.7%	-16.3%
Existing	100	\$299,950	1,792	\$172	94	\$287,950	1,678	\$169	6.4%	4.2%	1.8%	218	\$305,000	1,583	\$199	-54.1%	-1.7%	-13.9%
New & Existing	171	\$300,000	2,000	\$157	149	\$300,000	1,859	\$158	14.8%	0.0%	-0.9%	321	\$320,000	1,675	\$187	-46.7%	-6.3%	-16.3%
<b>Condo Sales</b>																		
New	72	\$197,517	794	\$174	39	\$204,990	909	\$170	84.6%	-3.6%	2.0%	26	\$233,650	944	\$216	176.9%	-15.5%	-19.7%
Existing	22	\$145,500	959	\$134	32	\$164,000	1,000	\$162	-31.3%	-11.3%	-17.2%	42	\$159,500	1,066	\$148	-47.6%	-8.8%	-9.9%
New & Existing	94	\$166,495	911	\$174	71	\$177,010	930	\$168	32.4%	-5.9%	3.3%	68	\$184,450	1,009	\$196	38.2%	-9.7%	-11.6%
<i>City of Sparks, Washoe County, Nevada</i>																		
<b>Single Family Residence Sales</b>																		
New	23	\$305,000	2,146	\$142	30	\$300,925	2,124	\$133	-23.3%	1.4%	6.5%	74	\$336,678	2,089	\$153	-68.9%	-9.4%	-7.4%
Existing	49	\$245,000	1,616	\$140	56	\$267,000	1,728	\$152	-12.5%	-8.2%	-8.0%	87	\$289,000	1,584	\$190	-43.7%	-15.2%	-26.1%
New & Existing	72	\$254,700	1,828	\$144	86	\$274,950	1,853	\$149	-16.3%	-7.4%	-3.2%	161	\$308,168	1,880	\$174	-55.3%	-17.4%	-17.5%
<b>Condo Sales</b>																		
New	11	\$190,320	1,476	\$127	4	\$174,285	1,476	\$118	175.0%	9.2%	7.4%	2	\$293,995	1,316	\$223	450.0%	-35.3%	-43.2%
Existing	3	\$85,000	952	\$71	1	\$77,400	882	\$88	200.0%	9.8%	-19.3%	10	\$168,500	931	\$186	-70.0%	-49.6%	-62.0%
New & Existing	14	\$190,363	1,476	\$129	5	\$171,953	1,476	\$116	180.0%	10.7%	10.7%	12	\$179,500	1,113	\$201	16.7%	6.1%	-35.8%
<i>Incline Village, Washoe County, Nevada</i>																		
<b>Single Family Residence Sales</b>																		
New	2	\$1,950,000	3,686	\$529	0	\$0	0	\$0	0.0%	0.0%	0.0%	0	\$0	0	\$0	0.0%	0.0%	0.0%
Existing	8	\$920,000	2,694	\$370	9	\$1,110,720	2,930	\$333	-11.1%	-17.2%	11.3%	18	\$1,200,000	2,966	\$469	-55.6%	-23.3%	-21.0%
New & Existing	10	\$1,045,000	3,200	\$390	9	\$1,110,720	2,930	\$333	11.1%	-5.9%	17.2%	18	\$1,200,000	2,966	\$469	-44.4%	-12.9%	-16.9%
<b>Condo Sales</b>																		
New	1	\$1,465,000	2,770	\$529	0	\$0	0	\$0	0.0%	0.0%	0.0%	2	\$1,334,561	2,789	\$480	-50.0%	9.8%	10.3%
Existing	5	\$539,000	1,111	\$424	10	\$703,000	1,620	\$397	-50.0%	-23.3%	6.9%	8	\$625,000	1,566	\$397	-37.5%	-13.8%	7.0%
New & Existing	6	\$566,250	1,275	\$471	10	\$703,000	1,620	\$397	-40.0%	-19.5%	18.5%	10	\$705,000	1,643	\$409	-40.0%	-19.7%	15.0%
<i>Washoe County, Nevada</i>																		
<b>Single Family Residence Sales</b>																		
New	111	\$309,981	2,187	\$142	106	\$320,495	2,232	\$143	4.7%	-3.3%	-0.4%	211	\$340,486	2,085	\$164	-47.4%	-9.0%	-13.2%
Existing	206	\$291,000	1,837	\$168	215	\$285,000	1,777	\$170	-4.2%	2.1%	-1.0%	408	\$315,000	1,669	\$201	-49.5%	-7.6%	-16.3%
New & Existing	317	\$300,000	2,028	\$158	321	\$299,000	1,933	\$163	-1.2%	0.3%	-3.2%	619	\$327,000	1,806	\$188	-48.8%	-8.3%	-16.0%
<b>Condo Sales</b>																		
New	84	\$193,127	988	\$174	43	\$187,085	930	\$166	95.3%	3.2%	4.8%	30	\$241,950	1,006	\$219	180.0%	-20.2%	-20.9%
Existing	31	\$150,990	1,040	\$163	44	\$186,000	1,160	\$191	-29.5%	-18.8%	-14.7%	60	\$173,500	1,162	\$169	-48.3%	-13.0%	-3.6%
New & Existing	115	\$190,320	1,040	\$171	87	\$187,085	1,114	\$169	32.2%	1.7%	1.6%	90	\$191,900	1,132	\$200	27.8%	-0.8%	-14.5%

# Housing Sales--May 2008

Source: Washoe County Assessor

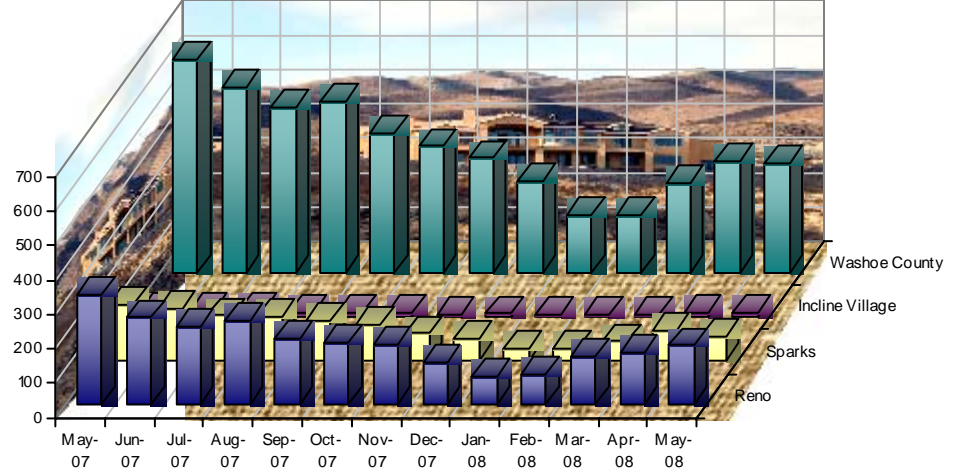
## Median Sales Price

*New & Existing Single Family*



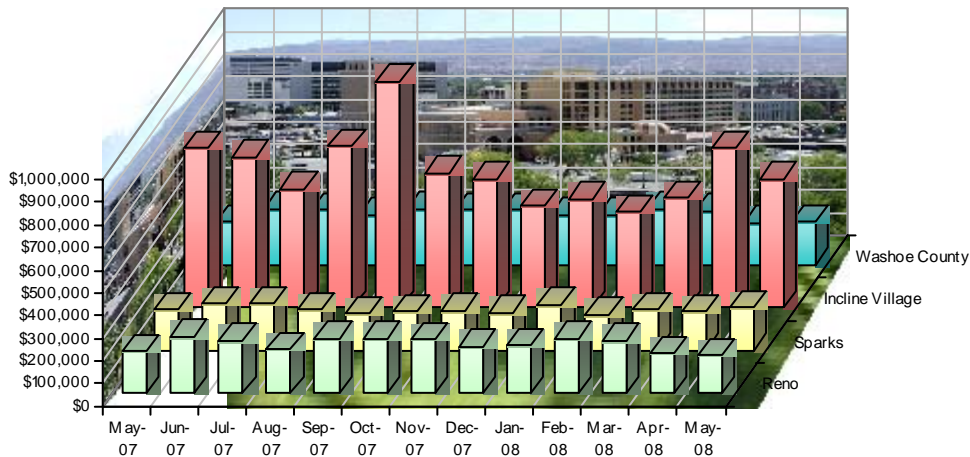
## Number of Sales

*New & Existing Single Family*



## Median Sales Price

*New & Existing Condos*



## Number of Sales

*New & Existing Condos*

