

Housing Sales-- March 2007

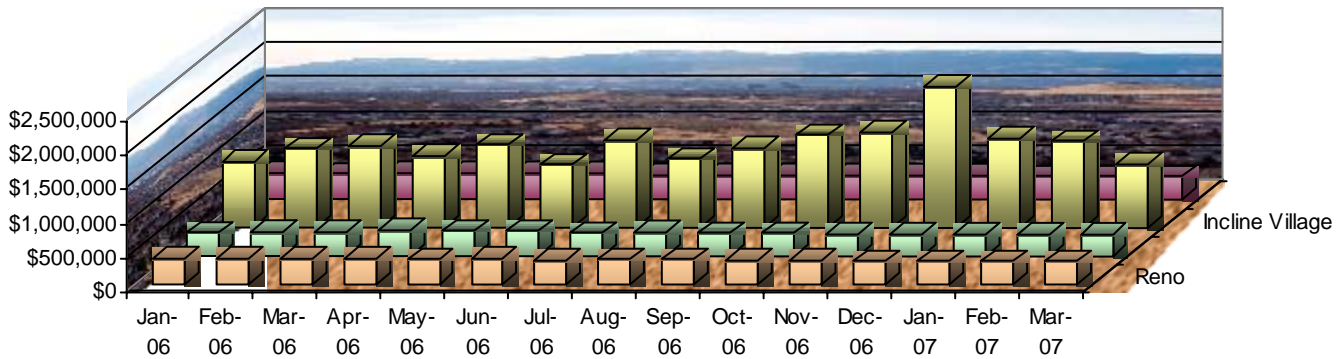
Source: Washoe County Assessor

March 2007					March 2006				Percent Change		
Age of Structure	Number of Sales	Median Sales Price	Median Building SqFt	Median Price per SqFt	Number of Sales	Median Sales Price	Median Building SqFt	Median Price per SqFt	Number of Sales	Median Sales Price	Median Price per SqFt
Reno, Washoe County, Nevada											
Single Family Residence Sales											
New	112	\$366,813	2,163	\$174	191	\$413,622	2,078	\$197	-41.4%	-11.3%	-11.8%
Existing	188	\$315,000	1,616	\$194	244	\$346,347	1,677	\$217	-23.0%	-9.1%	-10.5%
New & Existing	300	\$335,000	1,730	\$188	435	\$379,728	1,835	\$208	-31.0%	-11.8%	-9.8%
Condo Sales											
New	17	\$252,400	1,370	\$218	28	\$297,500	1,317	\$230	-39.3%	-15.2%	-5.1%
Existing	42	\$185,000	1,072	\$192	76	\$206,000	963	\$209	-44.7%	-10.2%	-8.0%
New & Existing	59	\$223,400	1,090	\$196	104	\$261,000	1,174	\$221	-43.3%	-14.4%	-11.1%
Sparks, Washoe County, Nevada											
Single Family Residence Sales											
New	78	\$360,092	2,296	\$162	87	\$398,873	2,158	\$188	-10.3%	-9.7%	-13.5%
Existing	74	\$280,000	1,493	\$182	121	\$322,450	1,725	\$201	-38.8%	-13.2%	-9.8%
New & Existing	152	\$325,865	1,925	\$171	208	\$351,000	1,926	\$192	-26.9%	-7.2%	-11.0%
Condo Sales											
New	2	\$289,995	1,517	\$191	0	\$0	0	\$0	0.0%	0.0%	0.0%
Existing	11	\$193,500	1,215	\$165	23	\$181,700	1,044	\$190	-52.2%	6.5%	-13.3%
New & Existing	13	\$232,000	1,276	\$167	23	\$181,700	1,044	\$190	-43.5%	27.7%	-12.3%
Incline Village, Washoe County, Nevada											
Single Family Residence Sales											
New	0	\$0	0	\$0	0	\$0	0	\$0	0.0%	0.0%	0.0%
Existing	16	\$934,500	2,751	\$443	13	\$1,187,500	2,651	\$465	23.1%	-21.3%	-4.8%
New & Existing	16	\$934,500	2,751	\$443	13	\$1,187,500	2,651	\$465	23.1%	-21.3%	-4.8%
Condo Sales											
New	0	\$0	0	\$0	0	\$0	0	\$0	0.0%	0.0%	0.0%
Existing	12	\$585,000	1,664	\$383	17	\$500,000	1,323	\$417	-29.4%	17.0%	-8.1%
New & Existing	12	\$585,000	1,664	\$383	17	\$500,000	1,323	\$417	-29.4%	17.0%	-8.1%
Washoe County, Nevada											
Single Family Residence Sales											
New	240	\$365,000	2,320	\$167	313	\$412,153	2,145	\$194	-23.3%	-11.4%	-13.6%
Existing	358	\$314,000	1,645	\$194	505	\$345,000	1,722	\$216	-29.1%	-9.0%	-10.4%
New & Existing	598	\$335,000	1,853	\$185	818	\$376,128	1,918	\$207	-26.9%	-10.9%	-10.6%
Condo Sales											
New	19	\$257,450	1,392	\$210	28	\$297,500	1,317	\$230	-32.1%	-13.5%	-8.4%
Existing	65	\$223,400	1,114	\$199	116	\$225,000	1,040	\$209	-44.0%	-0.7%	-4.8%
New & Existing	84	\$241,600	1,127	\$200	144	\$260,500	1,111	\$217	-41.7%	-7.3%	-7.8%

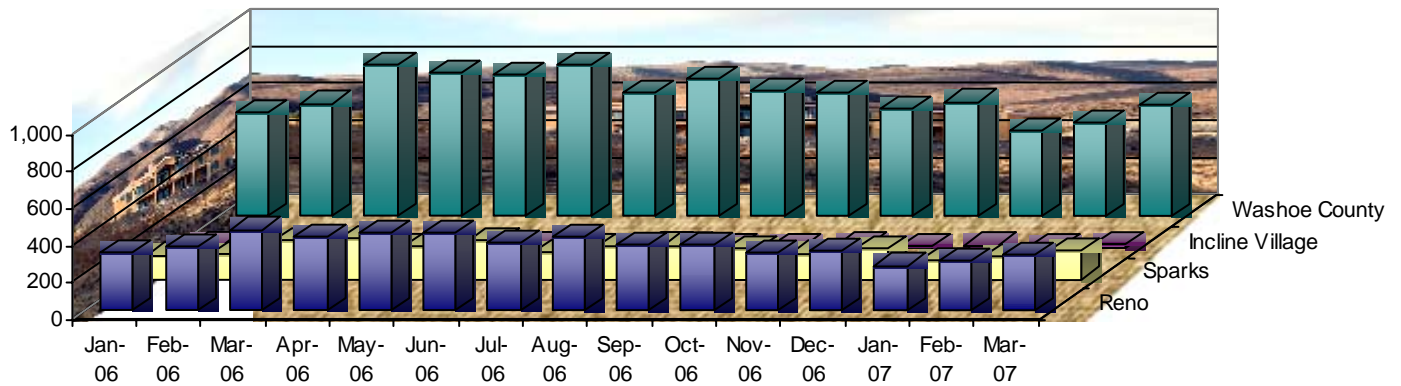
Housing Sales-- March 2007

Source: Washoe County Assessor

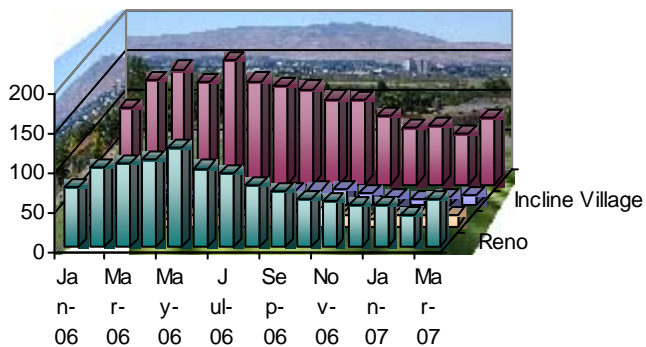
Median Sales Price
New & Existing Single Family



Number of Sales
New & Existing Single Family



Number of Sales
New & Existing Condos



Median Sales Price
New & Existing Condos

