

# Housing Sales--February 2008

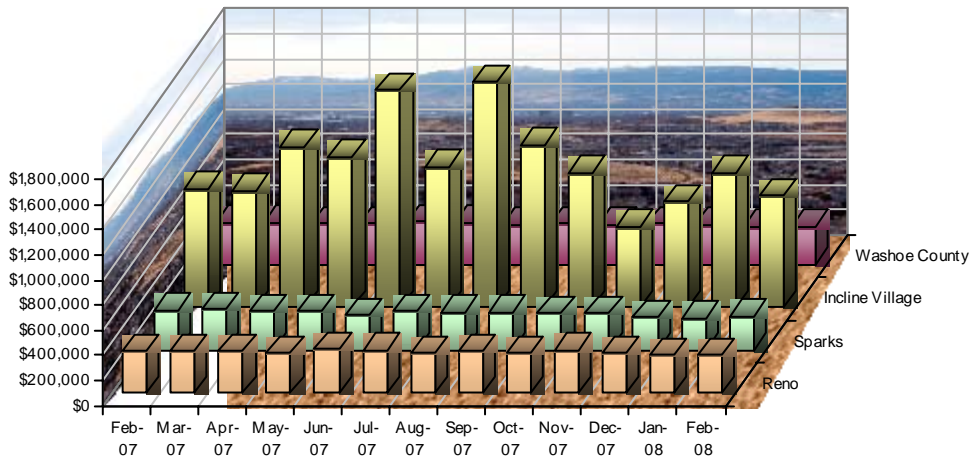
Source: Washoe County Assessor

Age of Structure	February 2008				January 2008				Percent Change			February 2007				Percent Change		
	Number of Sales	Median Sales Price	Median Building SqFt	Median Price per SqFt	Number of Sales	Median Sales Price	Median Building SqFt	Median Price per SqFt	Number of Sales	Median Sales Price	Median Price per SqFt	Number of Sales	Median Sales Price	Median Building SqFt	Median Price per SqFt	Number of Sales	Median Sales Price	Median Price per SqFt
<i>Reno, Washoe County, Nevada</i>																		
<b>Single Family Residence Sales</b>																		
New	17	\$339,000	2,386	\$155	10	\$318,225	2,094	\$156	70.0%	6.5%	-1.0%	101	\$369,727	2,098	\$175	-83.2%	-8.3%	-11.5%
Existing	69	\$275,000	1,676	\$172	71	\$285,000	1,510	\$172	-2.8%	-3.5%	0.2%	170	\$310,000	1,594	\$198	-59.4%	-11.3%	-13.0%
New & Existing	86	\$299,500	1,760	\$170	81	\$299,000	1,618	\$171	6.2%	0.2%	-0.8%	271	\$335,000	1,784	\$188	-68.3%	-10.6%	-9.4%
<b>Condo Sales</b>																		
New	38	\$259,595	1,014	\$195	30	\$246,350	679	\$335	26.7%	5.4%	-41.8%	15	\$255,000	1,104	\$215	153.3%	1.8%	-9.1%
Existing	13	\$179,000	1,158	\$154	15	\$158,000	1,001	\$135	-13.3%	13.3%	14.1%	24	\$162,613	997	\$154	-45.8%	10.1%	0.4%
New & Existing	51	\$241,532	1,069	\$191	45	\$210,000	820	\$199	13.3%	15.0%	-4.0%	39	\$190,500	1,001	\$199	30.8%	26.8%	-4.2%
<i>Sparks, Washoe County, Nevada</i>																		
<b>Single Family Residence Sales</b>																		
New	4	\$293,700	2,438	\$114	8	\$467,319	2,257	\$187	-50.0%	-37.2%	-39.4%	50	\$346,614	2,341	\$152	-92.0%	-15.3%	-25.0%
Existing	30	\$263,700	1,770	\$151	25	\$235,000	1,410	\$164	20.0%	12.2%	-8.1%	69	\$275,000	1,543	\$185	-56.5%	-4.1%	-18.4%
New & Existing	34	\$273,428	1,793	\$143	33	\$250,000	1,670	\$165	3.0%	9.4%	-13.5%	119	\$320,950	1,973	\$178	-71.4%	-14.8%	-19.6%
<b>Condo Sales</b>																		
New	1	\$269,000	1,619	\$166	1	\$292,995	1,748	\$168	0.0%	-8.2%	-0.9%	5	\$223,000	1,243	\$182	-80.0%	20.6%	-8.7%
Existing	5	\$137,000	1,102	\$121	5	\$166,900	988	\$147	0.0%	-17.9%	-17.8%	10	\$167,500	1,086	\$159	-50.0%	-18.2%	-23.9%
New & Existing	6	\$157,750	1,232	\$130	6	\$202,500	1,142	\$179	0.0%	-22.1%	-27.3%	15	\$169,000	1,111	\$179	-60.0%	-6.7%	-27.2%
<i>Incline Village, Washoe County, Nevada</i>																		
<b>Single Family Residence Sales</b>																		
New	0	\$0	0	\$0	0	\$0	0	\$0	0.0%	0.0%	0.0%	0	\$0	0	\$0	0.0%	0.0%	0.0%
Existing	7	\$890,000	2,138	\$416	4	\$1,074,344	1,995	\$522	75.0%	-17.2%	-20.3%	7	\$945,000	1,814	\$395	0.0%	-5.8%	5.3%
New & Existing	7	\$890,000	2,138	\$416	4	\$1,074,344	1,995	\$522	75.0%	-17.2%	-20.3%	7	\$945,000	1,814	\$395	0.0%	-5.8%	5.3%
<b>Condo Sales</b>																		
New	0	\$0	0	\$0	0	\$0	0	\$0	0.0%	0.0%	0.0%	0	\$0	0	\$0	0.0%	0.0%	0.0%
Existing	6	\$425,000	1,448	\$359	6	\$478,500	1,210	\$395	0.0%	-11.2%	-9.1%	11	\$575,000	1,360	\$518	-45.5%	-26.1%	-30.6%
New & Existing	6	\$425,000	1,448	\$359	6	\$478,500	1,210	\$395	0.0%	-11.2%	-9.1%	11	\$575,000	1,360	\$518	-45.5%	-26.1%	-30.6%
<i>Washoe County, Nevada</i>																		
<b>Single Family Residence Sales</b>																		
New	26	\$335,595	2,614	\$155	28	\$384,125	2,257	\$166	-7.1%	-12.6%	-6.6%	191	\$351,647	2,313	\$168	-86.4%	-4.6%	-7.5%
Existing	142	\$290,000	1,783	\$172	141	\$290,000	1,670	\$177	0.7%	0.0%	-2.7%	311	\$312,500	1,614	\$198	-54.3%	-7.2%	-13.1%
New & Existing	168	\$300,000	1,848	\$171	169	\$300,000	1,746	\$176	-0.6%	0.0%	-2.8%	502	\$336,429	1,922	\$186	-66.5%	-10.8%	-8.2%
<b>Condo Sales</b>																		
New	39	\$257,190	958	\$193	31	\$243,200	665	\$271	25.8%	5.8%	-28.7%	20	\$260,199	1,135	\$212	95.0%	-1.2%	-8.8%
Existing	24	\$214,500	1,194	\$169	26	\$197,500	1,142	\$184	-7.7%	8.6%	-8.0%	45	\$177,000	1,089	\$179	-46.7%	21.2%	-5.5%
New & Existing	63	\$250,000	1,127	\$191	57	\$220,000	835	\$203	10.5%	13.6%	-5.8%	65	\$208,000	1,111	\$190	-3.1%	20.2%	0.5%

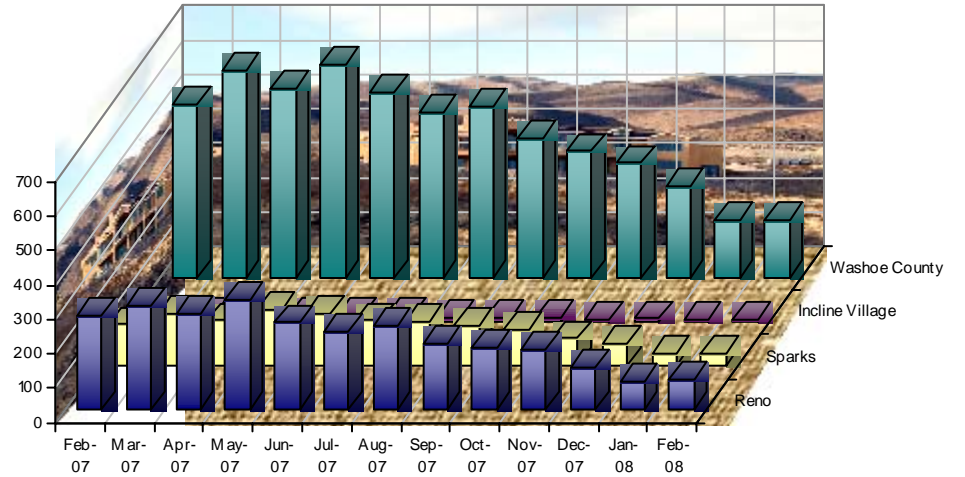
# Housing Sales--February 2008

Source: Washoe County Assessor

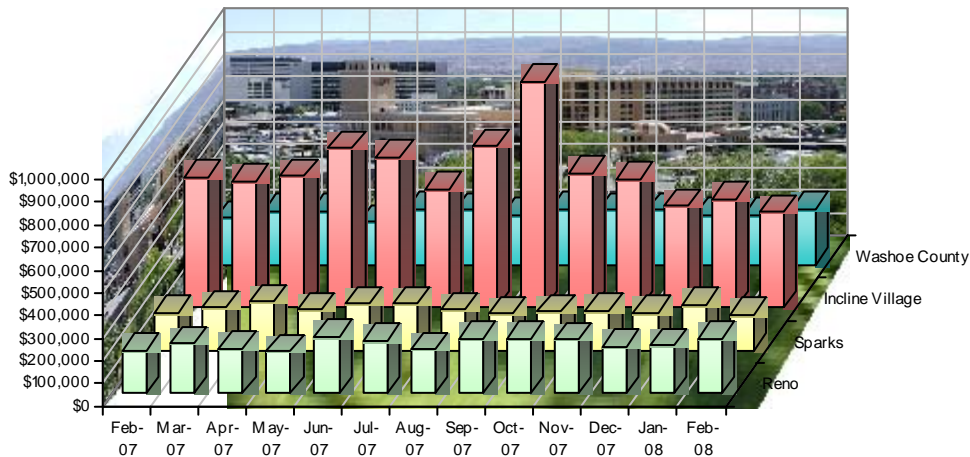
**Median Sales Price**  
*New & Existing Single Family*



**Number of Sales**  
*New & Existing Single Family*



**Median Sales Price**  
*New & Existing Condos*



**Number of Sales**  
*New & Existing Condos*

