

Housing Sales-- February 2007

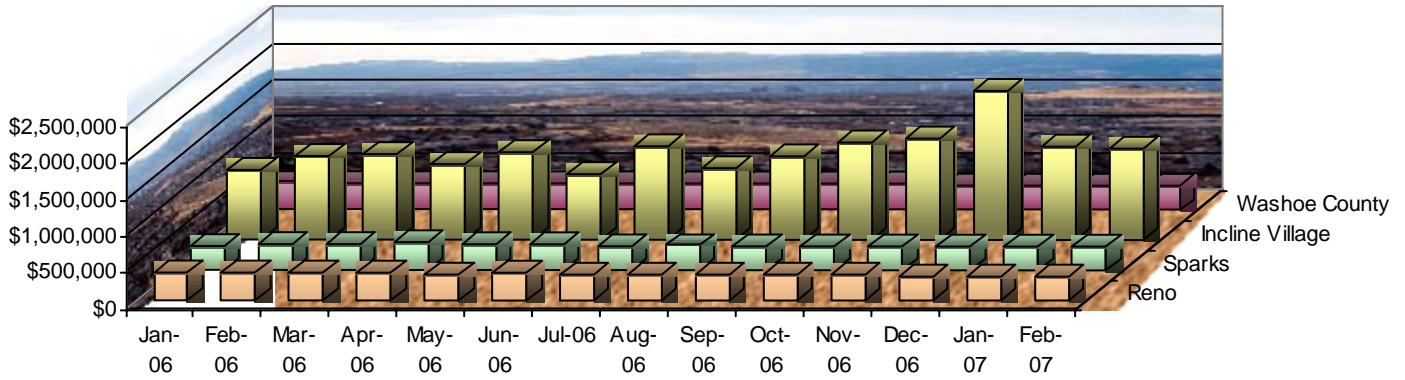
Source: Washoe County Assessor

February 2007					February 2006				Percent Change		
Age of Structure	Number of Sales	Median Sales Price	Median Building SqFt	Median Price per SqFt	Number of Sales	Median Sales Price	Median Building SqFt	Median Price per SqFt	Number of Sales	Median Sales Price	Median Price per SqFt
Reno, Washoe County, Nevada											
Single Family Residence Sales											
New	101	\$366,730	2,310	\$175	147	\$427,990	2,130	\$197	-31.3%	-14.3%	-11.2%
Existing	170	\$310,000	1,553	\$197	198	\$329,000	1,592	\$213	-14.1%	-5.8%	-7.3%
New & Existing	271	\$335,350	1,797	\$187	345	\$379,005	1,777	\$207	-21.4%	-11.5%	-9.5%
Condo Sales											
New	12	\$255,397	1,317	\$222	15	\$304,969	1,323	\$223	-20.0%	-16.3%	-0.8%
Existing	27	\$175,000	997	\$170	84	\$209,725	963	\$234	-67.9%	-16.6%	-27.3%
New & Existing	39	\$197,400	1,088	\$203	99	\$222,988	1,033	\$223	-60.6%	-11.5%	-9.0%
Sparks, Washoe County, Nevada											
Single Family Residence Sales											
New	54	\$345,283	2,348	\$149	47	\$406,092	2,278	\$181	14.9%	-15.0%	-18.0%
Existing	65	\$279,000	1,519	\$187	88	\$326,000	1,643	\$211	-26.1%	-14.4%	-11.2%
New & Existing	119	\$326,814	1,977	\$178	135	\$355,538	1,855	\$201	-11.9%	-8.1%	-11.4%
Condo Sales											
New	3	\$277,498	1,499	\$185	1	\$370,138	2,102	\$176	200.0%	-25.0%	5.2%
Existing	12	\$169,000	1,111	\$179	15	\$180,000	1,046	\$172	-20.0%	-6.1%	3.7%
New & Existing	15	\$183,500	1,127	\$179	16	\$180,000	1,048	\$173	-6.3%	1.9%	3.6%
Incline Village, Washoe County, Nevada											
Single Family Residence Sales											
New	0	\$0	0	\$0	0	\$0	0	\$0	0.0%	0.0%	0.0%
Existing	7	\$1,262,500	2,927	\$482	9	\$1,147,267	2,304	\$495	-22.2%	10.0%	-2.8%
New & Existing	7	\$1,262,500	2,927	\$482	9	\$1,147,267	2,304	\$495	-22.2%	10.0%	-2.8%
Condo Sales											
New	1	\$1,461,790	2,770	\$528	0	\$0	0	\$0	0.0%	0.0%	0.0%
Existing	9	\$575,000	1,400	\$523	15	\$433,750	1,331	\$355	-40.0%	32.6%	47.2%
New & Existing	10	\$575,000	1,440	\$528	15	\$433,750	1,331	\$355	-33.3%	32.6%	48.6%
Washoe County, Nevada											
Single Family Residence Sales											
New	195	\$349,900	2,341	\$167	227	\$423,311	2,223	\$194	-14.1%	-17.3%	-14.0%
Existing	307	\$313,750	1,590	\$198	381	\$335,000	1,593	\$217	-19.4%	-6.3%	-8.8%
New & Existing	502	\$336,836	1,917	\$186	608	\$370,000	1,777	\$207	-17.4%	-9.0%	-10.5%
Condo Sales											
New	16	\$269,995	1,348	\$216	16	\$307,265	1,328	\$223	0.0%	-12.1%	-3.5%
Existing	48	\$190,500	1,092	\$183	114	\$217,900	1,040	\$234	-57.9%	-12.6%	-22.1%
New & Existing	64	\$208,000	1,111	\$199	130	\$225,000	1,072	\$223	-50.8%	-7.6%	-10.9%

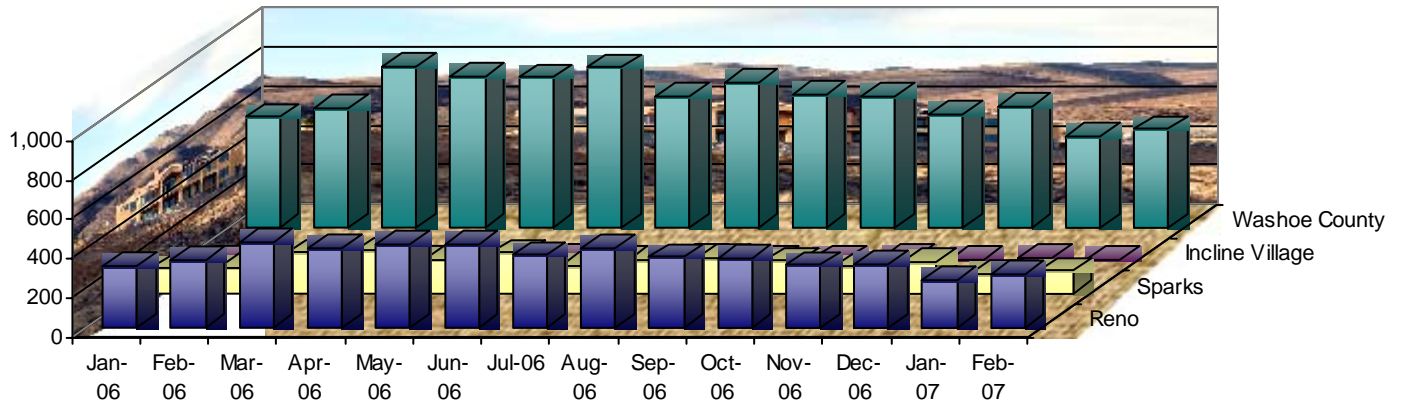
Housing Sales-- February 2007

Source: Washoe County Assessor

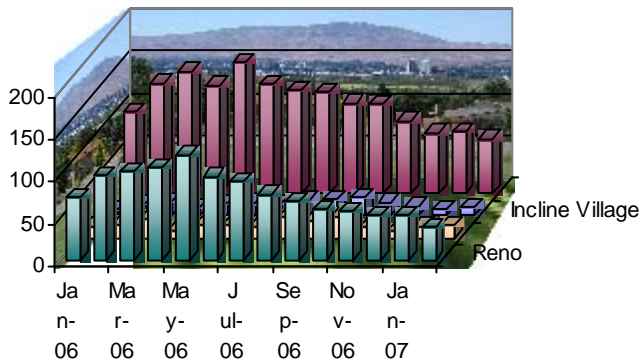
Median Sales Price
New & Existing Single Family



Number of Sales
New & Existing Single Family



Number of Sales
New & Existing Condos



Median Sales Price
New & Existing Condos

