

# Housing Sales-- January 2007

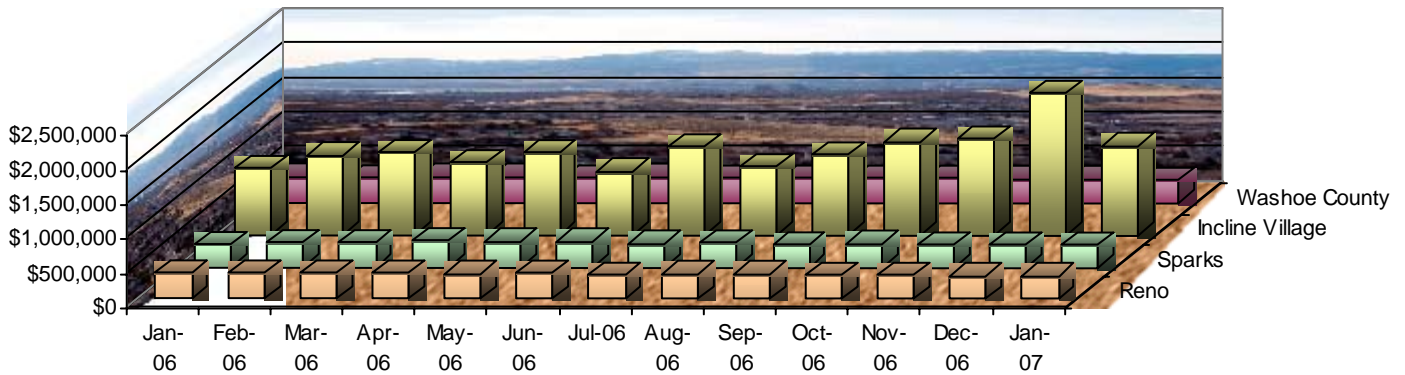
Source: Washoe County Assessor

January 2007					January 2006				Percent Change		
Age of Structure	Number of Sales	Median Sales Price	Median Building SqFt	Median Price per SqFt	Number of Sales	Median Sales Price	Median Building SqFt	Median Price per SqFt	Number of Sales	Median Sales Price	Median Price per SqFt
<b>Reno, Washoe County, Nevada</b>											
<b>Single Family Residence Sales</b>											
New	102	\$366,504	2,305	\$170	114	\$387,374	2,017	\$194	-10.5%	-5.4%	-12.1%
Existing	140	\$310,000	1,530	\$205	195	\$378,000	1,739	\$217	-28.2%	-18.0%	-5.6%
New & Existing	242	\$333,000	1,837	\$192	309	\$381,852	1,813	\$208	-21.7%	-12.8%	-7.8%
<b>Condo Sales</b>											
New	18	\$234,900	1,104	\$222	15	\$300,346	1,348	\$234	20.0%	-21.8%	-5.1%
Existing	34	\$157,000	992	\$155	59	\$233,250	1,191	\$202	-42.4%	-32.7%	-23.3%
New & Existing	52	\$179,000	992	\$203	74	\$255,500	1,220	\$204	-29.7%	-29.9%	-0.7%
<b>Sparks, Washoe County, Nevada</b>											
<b>Single Family Residence Sales</b>											
New	54	\$358,724	2,484	\$147	38	\$406,672	2,070	\$191	42.1%	-11.8%	-22.9%
Existing	50	\$280,000	1,483	\$180	91	\$310,000	1,536	\$210	-45.1%	-9.7%	-14.4%
New & Existing	104	\$330,204	2,070	\$166	129	\$335,000	1,736	\$204	-19.4%	-1.4%	-18.7%
<b>Condo Sales</b>											
New	4	\$299,900	1,517	\$198	0	\$0	0	\$0	0.0%	0.0%	0.0%
Existing	10	\$203,000	1,111	\$190	14	\$200,000	1,102	\$175	-28.6%	1.5%	8.4%
New & Existing	14	\$221,875	1,143	\$190	14	\$200,000	1,102	\$175	0.0%	10.9%	8.4%
<b>Incline Village, Washoe County, Nevada</b>											
<b>Single Family Residence Sales</b>											
New	1	\$1,423,347	2,770	\$514	0	\$0	0	\$0	0.0%	0.0%	0.0%
Existing	13	\$1,288,000	2,594	\$487	12	\$955,000	2,751	\$436	8.3%	34.9%	11.6%
New & Existing	14	\$1,300,000	2,616	\$488	12	\$955,000	2,751	\$436	16.7%	36.1%	11.8%
<b>Condo Sales</b>											
New	2	\$1,370,791	2,770	\$495	0	\$0	0	\$0	0.0%	0.0%	0.0%
Existing	5	\$710,000	1,722	\$415	8	\$470,000	1,360	\$393	-37.5%	51.1%	5.4%
New & Existing	7	\$770,000	1,970	\$415	8	\$470,000	1,360	\$393	-12.5%	63.8%	5.4%
<b>Washoe County, Nevada</b>											
<b>Single Family Residence Sales</b>											
New	185	\$365,492	2,364	\$166	185	\$398,020	2,070	\$191	0.0%	-8.2%	-13.1%
Existing	281	\$318,250	1,603	\$206	375	\$370,000	1,758	\$217	-25.1%	-14.0%	-4.9%
New & Existing	466	\$340,000	1,933	\$192	560	\$382,481	1,860	\$209	-16.8%	-11.1%	-8.3%
<b>Condo Sales</b>											
New	24	\$269,995	1,317	\$222	15	\$300,346	1,348	\$234	60.0%	-10.1%	-5.1%
Existing	49	\$170,000	1,121	\$178	81	\$210,000	1,186	\$202	-39.5%	-19.0%	-11.6%
New & Existing	73	\$203,950	1,146	\$202	96	\$250,000	1,220	\$204	-24.0%	-18.4%	-0.9%

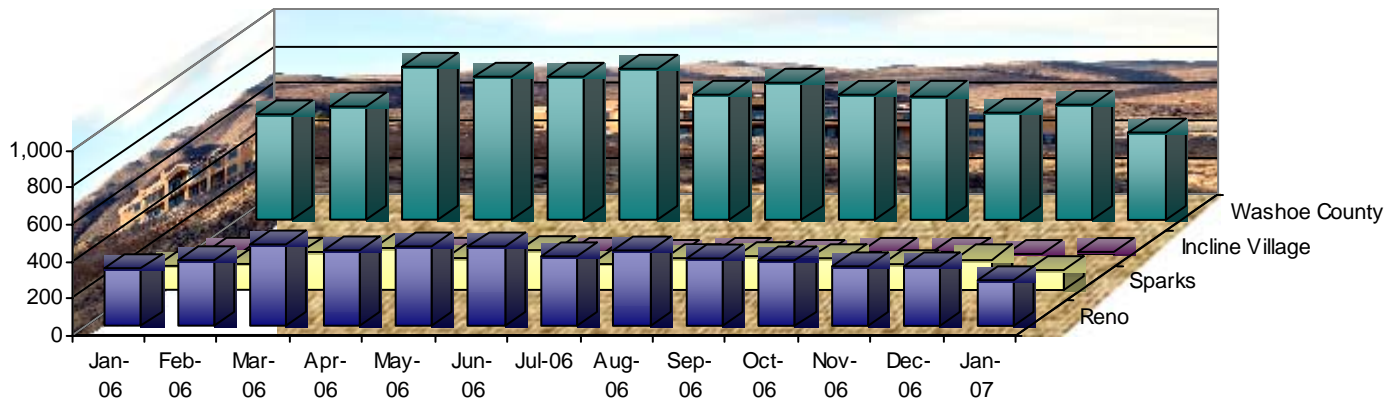
# Housing Sales-- January 2007

Source: Washoe County Assessor

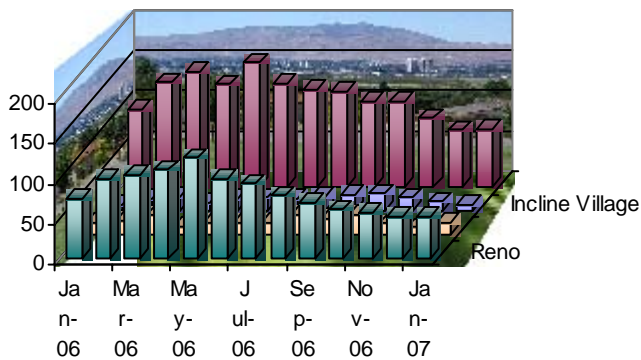
**Median Sales Price**  
*New & Existing Single Family*



**Number of Sales**  
*New & Existing Single Family*



**Number of Sales**  
*New & Existing Condos*



**Median Sales Price**  
*New & Existing Condos*

