

# Housing Sales--February 2011

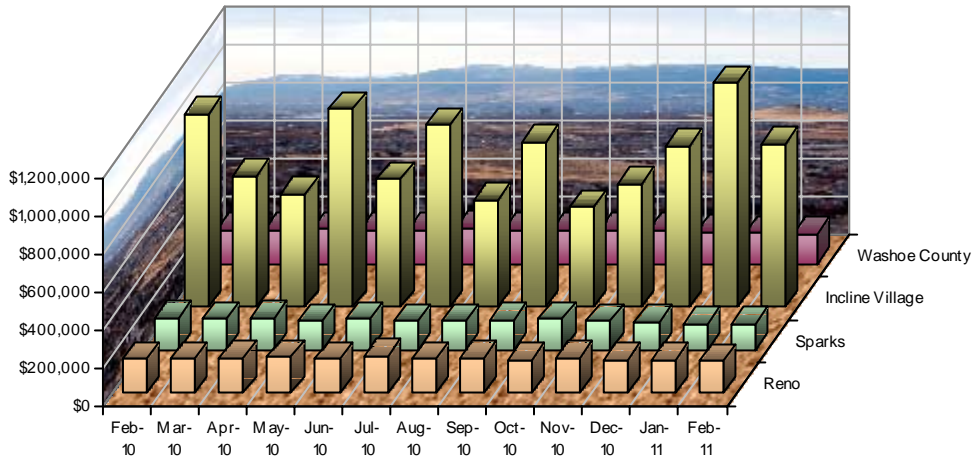
Source: Washoe County Assessor

| Age of Structure                              | February 2011   |                    |                      |                       | January 2011    |                    |                      |                       | Percent Change  |                    |                       | February 2010   |                    |                      |                       | Percent Change  |                    |                       |
|---|-----------------|--------------------|----------------------|-----------------------|-----------------|--------------------|----------------------|-----------------------|-----------------|--------------------|-----------------------|-----------------|--------------------|----------------------|-----------------------|-----------------|--------------------|-----------------------|
|   | Number of Sales | Median Sales Price | Median Building SqFt | Median Price per SqFt | Number of Sales | Median Sales Price | Median Building SqFt | Median Price per SqFt | Number of Sales | Median Sales Price | Median Price per SqFt | Number of Sales | Median Sales Price | Median Building SqFt | Median Price per SqFt | Number of Sales | Median Sales Price | Median Price per SqFt |
| <i>City of Reno, Washoe County, Nevada</i>    |                 |                    |                      |                       |                 |                    |                      |                       |                 |                    |                       |                 |                    |                      |                       |                 |                    |                       |
| <b>Single Family Residence Sales</b>          |                 |                    |                      |                       |                 |                    |                      |                       |                 |                    |                       |                 |                    |                      |                       |                 |                    |                       |
| New   | 26              | \$239,421          | 0                    | \$125                 | 15              | \$210,000          | 0                    | \$109                 | 73.3%           | 14.0%              | 13.9%                 | 14              | \$215,931          | 1,831                | \$131                 | 85.7%           | 10.9%              | -4.6%                 |
| Existing                                      | 183             | \$160,650          | 1,697                | \$95                  | 179             | \$165,000          | 1,675                | \$96                  | 2.2%            | -2.6%              | -0.2%                 | 186             | \$170,000          | 1,735                | \$104                 | -1.6%           | -5.5%              | -8.5%                 |
| New & Existing                                | 209             | \$170,000          | 1,675                | \$97                  | 194             | \$175,451          | 1,662                | \$96                  | 7.7%            | -3.1%              | 0.9%                  | 200             | \$181,000          | 1,739                | \$108                 | 4.5%            | -6.1%              | -9.7%                 |
| <b>Condo Sales</b>                            |                 |                    |                      |                       |                 |                    |                      |                       |                 |                    |                       |                 |                    |                      |                       |                 |                    |                       |
| New   | 0               | \$0                | 0                    | \$0                   | 2               | \$114,450          | 1,506                | \$76                  | -100.0%         | -100.0%            | -100.0%               | 1               | \$162,400          | 1,330                | \$122                 | -100.0%         | -100.0%            | -100.0%               |
| Existing                                      | 64              | \$63,500           | 955                  | \$65                  | 67              | \$61,317           | 1,112                | \$60                  | -4.5%           | 3.6%               | 9.1%                  | 56              | \$79,500           | 1,220                | \$70                  | 14.3%           | -20.1%             | -7.0%                 |
| New & Existing                                | 64              | \$63,500           | 955                  | \$65                  | 69              | \$62,000           | 1,116                | \$61                  | -7.2%           | 2.4%               | 7.5%                  | 57              | \$73,000           | 1,220                | \$69                  | 12.3%           | -13.0%             | -5.6%                 |
| <i>City of Sparks, Washoe County, Nevada</i>  |                 |                    |                      |                       |                 |                    |                      |                       |                 |                    |                       |                 |                    |                      |                       |                 |                    |                       |
| <b>Single Family Residence Sales</b>          |                 |                    |                      |                       |                 |                    |                      |                       |                 |                    |                       |                 |                    |                      |                       |                 |                    |                       |
| New   | 7               | \$149,950          | 0                    | \$87                  | 5               | \$179,782          | 1,490                | \$110                 | 40.0%           | -16.6%             | -20.7%                | 13              | \$238,847          | 2,324                | \$108                 | -46.2%          | -37.2%             | -18.7%                |
| Existing                                      | 110             | \$136,000          | 1,653                | \$83                  | 92              | \$135,000          | 1,663                | \$82                  | 19.6%           | 0.7%               | 2.4%                  | 90              | \$155,000          | 1,689                | \$93                  | 22.2%           | -12.3%             | -10.6%                |
| New & Existing                                | 117             | \$137,500          | 1,616                | \$84                  | 97              | \$136,000          | 1,662                | \$82                  | 20.6%           | 1.1%               | 1.9%                  | 103             | \$171,500          | 1,784                | \$97                  | 13.6%           | -19.8%             | -13.5%                |
| <b>Condo Sales</b>                            |                 |                    |                      |                       |                 |                    |                      |                       |                 |                    |                       |                 |                    |                      |                       |                 |                    |                       |
| New   | 0               | \$0                | 0                    | \$0                   | 0               | \$0                | 0                    | \$0                   | 0.0%            | 0.0%               | 0.0%                  | 0               | \$0                | 0                    | \$0                   | 0.0%            | 0.0%               | 0.0%                  |
| Existing                                      | 18              | \$49,950           | 1,096                | \$43                  | 18              | \$54,950           | 1,212                | \$44                  | 0.0%            | -9.1%              | -3.1%                 | 8               | \$72,633           | 1,198                | \$63                  | 125.0%          | -31.2%             | -31.7%                |
| New & Existing                                | 18              | \$49,950           | 1,096                | \$43                  | 18              | \$54,950           | 1,212                | \$44                  | 0.0%            | -9.1%              | -3.1%                 | 8               | \$72,633           | 1,198                | \$63                  | 125.0%          | -31.2%             | -31.7%                |
| <i>Incline Village, Washoe County, Nevada</i> |                 |                    |                      |                       |                 |                    |                      |                       |                 |                    |                       |                 |                    |                      |                       |                 |                    |                       |
| <b>Single Family Residence Sales</b>          |                 |                    |                      |                       |                 |                    |                      |                       |                 |                    |                       |                 |                    |                      |                       |                 |                    |                       |
| New   | 0               | \$0                | 0                    | \$0                   | 0               | \$0                | 0                    | \$0                   | 0.0%            | 0.0%               | 0.0%                  | 0               | \$0                | 0                    | \$0                   | 0.0%            | 0.0%               | 0.0%                  |
| Existing                                      | 6               | \$862,500          | 2,993                | \$264                 | 5               | \$1,185,000        | 3,340                | \$355                 | 20.0%           | -27.2%             | -25.6%                | 6               | \$1,017,500        | 3,409                | \$287                 | 0.0%            | -15.2%             | -8.0%                 |
| New & Existing                                | 6               | \$862,500          | 2,993                | \$264                 | 5               | \$1,185,000        | 3,340                | \$355                 | 20.0%           | -27.2%             | -25.6%                | 6               | \$1,017,500        | 3,409                | \$287                 | 0.0%            | -15.2%             | -8.0%                 |
| <b>Condo Sales</b>                            |                 |                    |                      |                       |                 |                    |                      |                       |                 |                    |                       |                 |                    |                      |                       |                 |                    |                       |
| New   | 0               | \$0                | 0                    | \$0                   | 0               | \$0                | 0                    | \$0                   | 0.0%            | 0.0%               | 0.0%                  | 0               | \$0                | 0                    | \$0                   | 0.0%            | 0.0%               | 0.0%                  |
| Existing                                      | 13              | \$377,900          | 1,505                | \$247                 | 10              | \$453,000          | 1,662                | \$320                 | 30.0%           | -16.6%             | -22.6%                | 9               | \$375,000          | 1,440                | \$196                 | 44.4%           | 0.8%               | 26.5%                 |
| New & Existing                                | 13              | \$377,900          | 1,505                | \$247                 | 10              | \$453,000          | 1,662                | \$320                 | 30.0%           | -16.6%             | -22.6%                | 9               | \$375,000          | 1,440                | \$196                 | 44.4%           | 0.8%               | 26.5%                 |
| <i>Washoe County, Nevada</i>                  |                 |                    |                      |                       |                 |                    |                      |                       |                 |                    |                       |                 |                    |                      |                       |                 |                    |                       |
| <b>Single Family Residence Sales</b>          |                 |                    |                      |                       |                 |                    |                      |                       |                 |                    |                       |                 |                    |                      |                       |                 |                    |                       |
| New   | 38              | \$235,260          | 0                    | \$116                 | 22              | \$223,618          | 1,481                | \$109                 | 72.7%           | 5.2%               | 6.1%                  | 28              | \$237,978          | 2,146                | \$114                 | 35.7%           | -1.1%              | 2.0%                  |
| Existing                                      | 388             | \$159,450          | 1,728                | \$93                  | 368             | \$160,000          | 1,767                | \$92                  | 5.4%            | -0.3%              | 1.1%                  | 372             | \$170,000          | 1,741                | \$101                 | 4.3%            | -6.2%              | -8.0%                 |
| New & Existing                                | 426             | \$162,500          | 1,700                | \$94                  | 390             | \$165,000          | 1,762                | \$93                  | 9.2%            | -1.5%              | 1.6%                  | 400             | \$178,500          | 1,777                | \$104                 | 6.5%            | -9.0%              | -9.8%                 |
| <b>Condo Sales</b>                            |                 |                    |                      |                       |                 |                    |                      |                       |                 |                    |                       |                 |                    |                      |                       |                 |                    |                       |
| New   | 0               | \$0                | 0                    | \$0                   | 2               | \$114,450          | 1,506                | \$76                  | -100.0%         | -100.0%            | -100.0%               | 1               | \$162,400          | 1,330                | \$122                 | -100.0%         | -100.0%            | -100.0%               |
| Existing                                      | 95              | \$60,000           | 1,080                | \$63                  | 96              | \$65,000           | 1,159                | \$61                  | -1.0%           | -7.7%              | 2.2%                  | 73              | \$90,000           | 1,220                | \$75                  | 30.1%           | -33.3%             | -16.0%                |
| New & Existing                                | 95              | \$60,000           | 1,080                | \$63                  | 98              | \$66,000           | 1,163                | \$63                  | -3.1%           | -9.1%              | -0.2%                 | 74              | \$91,000           | 1,220                | \$75                  | 28.4%           | -34.1%             | -16.7%                |

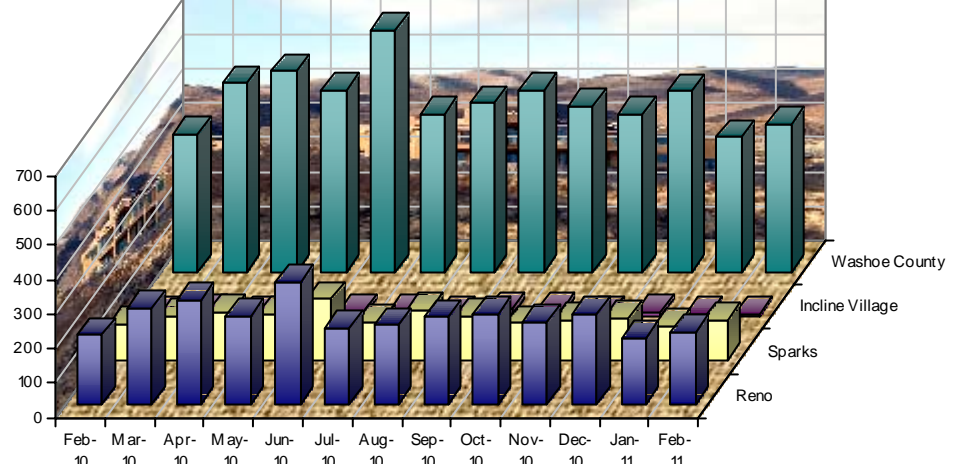
# Housing Sales--February 2011

Source: Washoe County Assessor

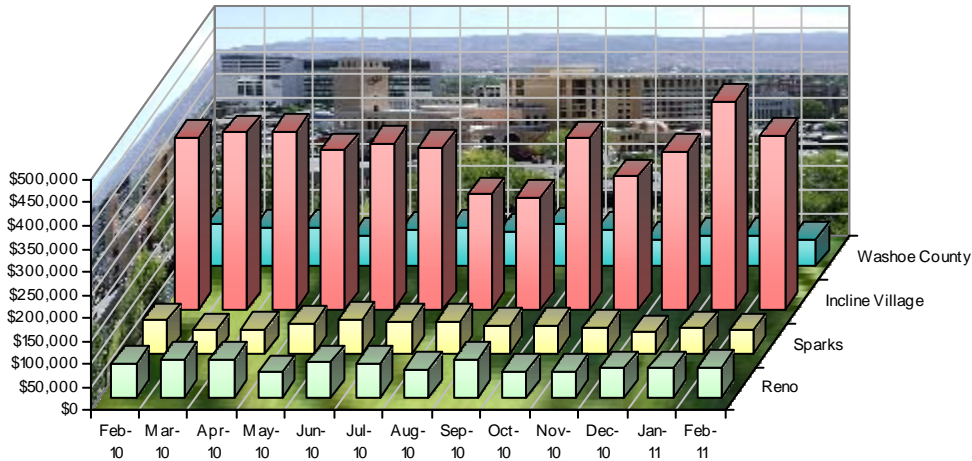
**Median Sales Price**  
*New & Existing Single Family*



**Number of Sales**  
*New & Existing Single Family*



**Median Sales Price**  
*New & Existing Condos*



**Number of Sales**  
*New & Existing Condos*

