

Housing Sales--4th Quarter 2011

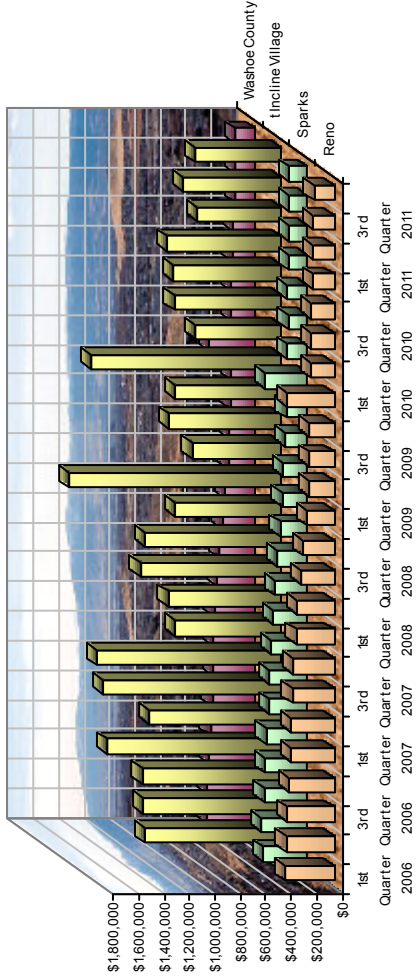
Source: Washoe County Assessor

Age of Structure	4th Quarter 2011			3rd Quarter 2011			Percent Change			4th Quarter 2010			Percent Change							
	Number of Sales	Median Sales Price	Median Building SqFt	Median Sales Price	Median Building SqFt	Median Price per SqFt	Number of Sales	Median Price per SqFt	Median Sales Price	Number of Sales	Median Sales Price	Median Building SqFt	Median Price per SqFt	Number of Sales	Median Sales Price	Median Price per SqFt				
City of Reno, Washoe County, Nevada																				
Single Family Residence Sales																				
New	73	\$225,000	1,890	\$122	\$232,539	1,972	\$121	\$121	\$121	-12.0%	-3.2%	0.6%	0	\$127	\$229,900	0	\$127	-24.7%	-2.1%	-4.1%
Existing	766	\$150,000	1,697	\$88	\$152,000	1,669	\$92	\$92	\$92	-7.0%	-1.3%	-4.3%	1,675	\$98	\$165,000	1,675	\$98	15.5%	-9.1%	-10.1%
New & Existing	839	\$157,500	1,721	\$92	\$160,000	1,692	\$95	\$95	\$95	-7.5%	-1.6%	-3.7%	1,644	\$100	\$177,700	1,644	\$100	10.4%	-11.4%	-8.5%
Condo Sales																				
New	1	\$409,997	2,699	\$152	\$336,505	2,164	\$156	\$156	\$156	-66.7%	21.8%	-2.3%	1,451	\$78	\$113,000	1,451	\$78	-50.0%	262.8%	95.1%
Existing	223	\$49,100	992	\$58	\$53,100	930	\$55	\$55	\$55	-21.2%	-7.5%	5.2%	988	\$58	\$57,750	988	\$58	6.7%	-15.0%	-0.4%
New & Existing	224	\$50,000	997	\$58	\$53,200	930	\$55	\$55	\$55	-21.7%	-6.0%	4.6%	992	\$58	\$57,750	992	\$58	6.2%	-13.4%	-0.6%
City of Sparks, Washoe County, Nevada																				
Single Family Residence Sales																				
New	30	\$247,493	2,075	\$118	\$228,118	2,094	\$116	\$116	\$116	25.0%	8.5%	1.5%	1,828	\$105	\$198,787	1,828	\$105	0.0%	24.5%	12.6%
Existing	381	\$135,000	1,666	\$77	\$138,000	1,673	\$81	\$81	\$81	-6.4%	-2.2%	-5.1%	1,767	\$88	\$152,000	1,767	\$88	20.6%	-11.2%	-12.4%
New & Existing	411	\$139,900	1,715	\$78	\$140,000	1,715	\$82	\$82	\$82	-4.6%	-0.1%	-4.6%	1,772	\$88	\$156,189	1,772	\$88	18.8%	-10.4%	-11.5%
Condo Sales																				
New	0	\$0	0	\$0	\$0	0	\$0	\$0	\$0	0.0%	0.0%	0.0%	0	\$0	\$0	0	\$0	0.0%	0.0%	0.0%
Existing	65	\$43,500	1,048	\$41	\$46,000	1,187	\$42	\$42	\$42	10.2%	-5.4%	-4.0%	1,132	\$50	\$54,650	1,132	\$50	-4.4%	-20.4%	-18.9%
New & Existing	65	\$43,500	1,048	\$41	\$46,000	1,187	\$42	\$42	\$42	10.2%	-5.4%	-4.0%	1,132	\$50	\$54,650	1,132	\$50	-4.4%	-20.4%	-18.9%
Incline Village, Washoe County, Nevada																				
Single Family Residence Sales																				
New	0	\$0	0	\$0	\$0	0	\$0	\$0	\$0	0.0%	0.0%	0.0%	4,952	\$555	\$2,750,000	4,952	\$555	-100.0%	-100.0%	-100.0%
Existing	25	\$680,000	2,328	\$288	\$775,000	2,472	\$314	\$314	\$314	-24.2%	-12.3%	-8.1%	2,417	\$311	\$700,000	2,417	\$311	-32.4%	-2.9%	-7.3%
New & Existing	25	\$680,000	2,328	\$288	\$775,000	2,472	\$314	\$314	\$314	-24.2%	-12.3%	-8.1%	2,483	\$315	\$850,000	2,483	\$315	-34.2%	-20.0%	-8.5%
Condo Sales																				
New	0	\$0	0	\$0	\$0	0	\$0	\$0	\$0	0.0%	0.0%	0.0%	0	\$0	\$0	0	\$0	0.0%	0.0%	0.0%
Existing	49	\$315,000	1,344	\$228	\$327,500	1,440	\$194	\$194	\$194	2.1%	-3.8%	17.3%	1,509	\$254	\$366,000	1,509	\$254	6.5%	-13.9%	-10.2%
New & Existing	49	\$315,000	1,344	\$228	\$327,500	1,440	\$194	\$194	\$194	2.1%	-3.8%	17.3%	1,509	\$254	\$366,000	1,509	\$254	6.5%	-13.9%	-10.2%
Washoe County, Nevada																				
Single Family Residence Sales																				
New	107	\$240,000	1,941	\$120	\$231,866	2,006	\$119	\$119	\$119	-3.6%	3.5%	1.0%	1,440	\$122	\$228,341	1,440	\$122	-21.9%	5.1%	-2.0%
Existing	1,611	\$149,000	1,742	\$85	\$152,000	1,714	\$89	\$89	\$89	-4.3%	-2.0%	-4.6%	1,733	\$97	\$169,900	1,733	\$97	22.0%	-12.3%	-12.8%
New & Existing	1,718	\$154,000	1,768	\$87	\$158,004	1,744	\$91	\$91	\$91	-4.2%	-2.5%	-4.8%	1,723	\$99	\$176,995	1,723	\$99	17.8%	-13.0%	-12.1%
Condo Sales																				
New	1	\$409,997	2,699	\$152	\$336,505	2,164	\$156	\$156	\$156	-66.7%	21.8%	-2.3%	1,451	\$78	\$113,000	1,451	\$78	-50.0%	262.8%	95.1%
Existing	337	\$60,000	1,080	\$61	\$58,000	1,044	\$58	\$58	\$58	-13.6%	3.4%	5.7%	1,111	\$68	\$68,000	1,111	\$68	4.3%	-11.8%	-9.8%
New & Existing	338	\$60,000	1,080	\$61	\$60,250	1,044	\$58	\$58	\$58	-14.0%	-0.4%	4.6%	1,111	\$68	\$69,300	1,111	\$68	4.0%	-13.4%	-10.0%


Housing Sales--4th Quarter 2011

Source: Washoe County Assessor

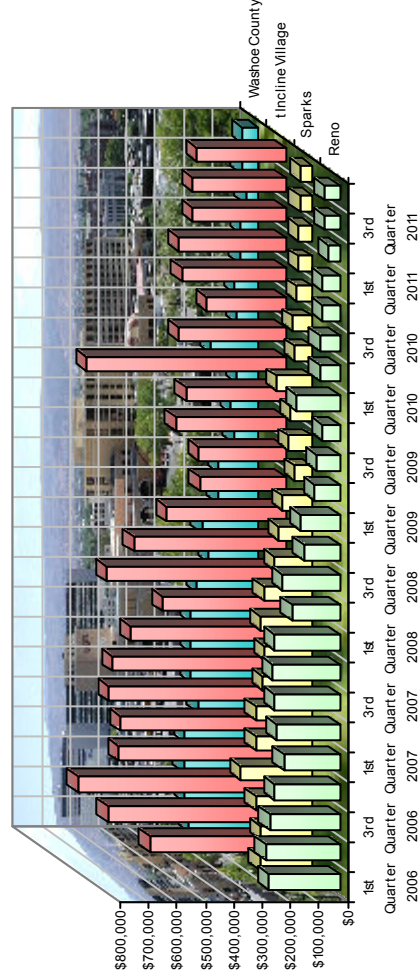
Median Sales Price
New & Existing Single Family



Number of Sales
New & Existing Single Family



Median Sales Price
New & Existing Condos



Number of Sales
New & Existing Condos

